



# Daily Flashnews Letter

**By**

**Mahendra Sharma**

[www.mahendraprophecy.com](http://www.mahendraprophecy.com)

**Mahendra Inc.**

[www.mahendraprophecy.com](http://www.mahendraprophecy.com)

P.O. Box - 2521, Santa Barbara, CA - 93120, USA

Email: [mahendra@mahendraprophecy.com](mailto:mahendra@mahendraprophecy.com)

This document has been prepared by MahendraProphecy.com and is intended only for the person or entity to which is addressed to and may contain confidential and/or privileged material and is not for any type of circulation. Any review, retransmission, or any other use is strictly prohibited. **Please read our disclaimer before using any information contained in this newsletter.**



## Friday's Flash news (unedited copy)

### Volatility is dominating, buy on weakness on Friday

Dear Members,

On Thursday markets traded with volatile trend, Brazil, China, Indian and other emerging market started gaining value. Brazil ETF BRZU gained once again over 11% value and LB also gained 9%. USA and European market traded without any clear directions which clearly represent that how traders are nervous.

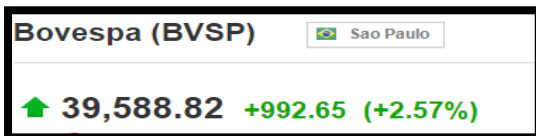
On other hand metals traded sharply higher, HUI and metals etf's went sharply higher, gold went toward three months high. Energy and grains traded mix to negative. Dollar lost big value against most of currencies and this fall was expected.

On Friday traders will be waiting for job report and any weaker number will help market and will push dollar down. Weaker number may also support metals but we are not sure that they will higher value or not.

Fall of dollar have been helping emerging market, emerging currencies and metals.

Friday one should buy market on weakness or around lower side value. Dollar can move down one more percent, but cover positions if it fall sharply lower on Friday.

This is what we mentioned yesterday: S&P has been holding 1864 level very strongly since last April 2014, and most of you are witness to this. Once again today S&P moved towards 1864 but bounced back sharply. I was about to send an alert to buy some positions in S&P aggressive when it was trading



around 1869 but I decided not to do that due to the Scorpio Moon. **Today on the worst day the Brazilian market moved almost 2.5% higher, the Brazilian market ETF BRZU moved up 19%, Russian**

**etf (RUSL) move 22%, EDC moved 8.5% and the Indian INDL 5%. All these moves happened due to gains in their currencies.**

Dollar lost value today as expected. We have been predicting a weaker trend in Dollar Index since the last two months and that Dollar Index may not move above the 100 mark, and today's weakness has opened the door for it move towards 95.00.



We have been advising most international market traders to buy aggressive positions in emerging market currencies because we see a huge rebound in emerging market currencies during the month of February and we are witness to REAL, PESO, RUBBLE and RAND gaining value. They have gained more than 2 to 5% value during this week. Rupee has also adopted this path. Look at the chart of Real and Rubble over the last week, Dollar came down from 4.15 to 3.89 and lost over 4% value and dollar lost 6% value against Russian Rubble. Many other currencies like Argentina Peso, Rand, Mexican peso and other currencies also gained big value against USD so at this stage commodity trader in the emerging market countries should watch their currencies value closely as we are expecting a huge move in the coming time.



I think traders have to watch the Currencies trend careful as many commodities that are gaining in terms of emerging market currencies could lose big value if these currencies gain value as per our predictions.

Oil has also gained value as expected, and the positivity in oil will continue but higher side will remain limited.

I hate to write, meet or advise people on Scorpio Moon, and always I recommend our members to stay away from the market but its human nature, so they somehow get involved in the market even though they are aware that the trend will be very volatile. Next time please close your computer screen and finish your other work.

#### Here below trading strategy and ranges for Thursday:

#### **GOLD/SILVER/BASE METALS**

On Thursday gold moved sharply higher before Scorpio Moon got over so Friday gold should make high and that should be high for this ongoing rally. Trade carefully, don't take any leverage trade at this stage on either sides. You have to be careful that you trading gold against which currencies because we see gold losing value against most of emerging market currencies and we have to see that gold and silver prices have been struggling to gain against Real Rand, Rubble, Euro, Canadian and Australian dollar during this week. Gold have been only gaining against USD and Rupee term.

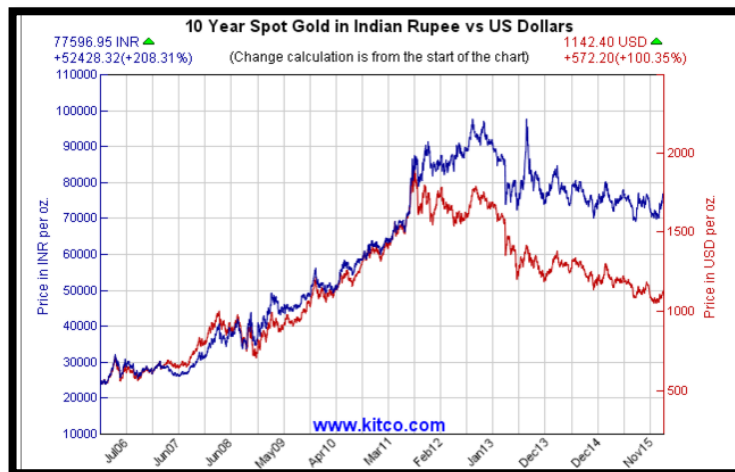
Next important level for gold will be \$1166 and \$1173 level, those who like to take new sell or short positions can sell between \$1173 to \$1188 level if gold goes there. Silver can also move higher and next higher side but any sharp rise could be taken as selling opportunity. Stay away from any buying in Palladium or sell palladium but stay away from Platinum and copper.

Those who are holding metal stocks should book profit on Friday on any rise because HUI will struggle to move above \$141 level.



Indian Rupee traded mixed without any major changes, but we still see Rupee moving aggressively higher against gold which may push gold prices sharply lower in the coming weeks. Gold in Rupee terms has gained an extra 25% or one can say lost less 25% value due to the fall of Rupee from 2011, but this is changing now so Indian gold traders have to watch this closely as, if Rupee moves towards 64.25 then gold prices will obviously lose

big value in Rupee terms. We are strongly recommending selling Gold in Rupee, not in dollar terms if you are an Indian trader. Look at the chart above, at how gold prices kept gaining premium in Rupee terms from July 2011. Before 2011 there was hardly any premium in gold between the USD and Rupee. You can also see Real and Rubble gold prices chart against USD. Any currency price move always plays a key role in any international commodities which is trading in USD and local currency terms.



Metal stocks are gaining value. In 2016 we already predicted that mining stocks will outperform metals but HUI will still struggle to remain above 133 for more than three days.

**On Monday we mentioned: Gold may not be**



**able to gain in emerging market currency terms so one can sell gold against Rupee, Real, Rand, and PESO on Thursday and Friday because all these currencies are about to make a huge reversal.**

This is what we mentioned on 29 January: *Important point to remember: After five years, gold's time cycle is changing against most of the emerging market currencies so it will start losing value against Rupee, Real, Peso, Rand, Rubble and many other currencies. Gold may lose 20 to 30% value against these currencies. If you are invested in gold in these currency terms, you should get out. This phenomenon will happen for the first time in many investors lives so traders in these countries have to be very careful. Sell gold and buy these emerging market currencies. Gold will keep losing value in dollar terms too.*

Here is Friday's range: **(March 2016 contract):**

**GOLD: \$1166.95 to \$1150.00**

**SILVER: \$15.21 TO \$14.68**



**COPPER: \$215.90 TO \$209.50**

**PALLADIUM: \$518.00 TO \$505.00 Sell**

**PLATINUM: \$918.00 TO \$899.00**

## INDEXES

On Thursday developed country markets (European, Japan and USA) struggled but emerging market have been having rally specially Brazil, few South American and South African market, also Indian and China is acting well which clearly indicating that fall in dollar is helping these currencies market. Also gain in emerging market currencies are forcing fund manager to buy these markets in hurry. Today Brazil iBovespa gained 3.3%, BRZU Brazil market etfs gained almost 35% in the last ten days, RUSL, LBJ,



South African market gained 3000 points in the last seven days, and many other emerging markets gained handsome value as well. India and China is stabilizing around at lower sides. This is purely dollar trade is going off the book, and if dollar keep trading weaker can put big fire in all these emerging markets.

S&P is holding very all 1864 levels as predicted and we still believe that S&P will keep holding this value even on worst new tomorrow so keep adding positions in emerging markets as well as USA market. Great time to buy position in most of markets.

Some air is coming out from high momentum or growth stocks. Look at Google and AMZN believer pattern, today DATA and LNKD announced earning and both these stocks lost around 30% value. At stage away from high momentum and growth stocks at this stage, buy some quality name, industrial and financial stocks.

This is what we mentioned yesterday 3 February: The **Chinese market** will hold its lower side value and other emerging markets will be great buys on Thursday. **This is first time we recommend buying DAX** on Wednesday around lower sides.

**S&P won't see 1864, 1878, one can start buying NASDAQ 4138 as don't expect market to fall every day because negativity is about to end. Market is in process of making solid bottom around 1864 levels and this should bottom of 2016.**

**On this Friday and next week Monday most of market will be great level to buy and keep adding positions on lower sides.** Read our weekly newsletter carefully. Stay long in emerging market and developed countries markets. **INDL, BRZU, LBJ and YINN** should be in your longer term buying holding positions.

This is what we mentioned this week Monday and S&P came down from 1935 level as it was our first astro resistance level: **Short term important level on higher side will be 1935 level in S&P won't fall below 1864 level. Once S&P closed above 1935 level for the three days then we may 100 rally in S&P.**

***Past important predictions and levels for indexes of daily Flashnews are at end of this letter.***



Here are Friday's ranges: (March 2016 contracts)

HONG KONG (cash) – 19355 to 19151

NIKKEI – 17215 TO 16611

NIFTY S&P (Spot) – 7465 to 7365 Buy at lower sides

CAC – 4297 TO 4197

DAX – 9559 TO 9365 Buy at lower sides

DEX EURO STOXX – 2953 – 2899

FTSE – 5942 TO 5815

FTSE/JSE (Cash) – 44328 to 43708

S&P e-mini – 1931.25 TO 1893.25 Buy at lower sides

NASDAQ 100 e-mini – 4223.00 TO 4111.00 Buy at lower sides

RUSSELL e-mini – 1022.00 TO 999.00 Buy at lower side

DOW e-mini – 16501 TO 16215 Buy at lower sides

### TREASURY BOND

On Thursday Thirty-year bond traded mix to bit positive but it refuses to close above this week higher ranges. Weakness of dollar may play resistance role for Thirty Year. We are strongly recommending to hold sell positions in Thirty Year but don't add any more positions. Both side trend will continue on Thursday so trade in and out as mentioned below ranges.

One can hold positions in TMV, TTT and TBT but don't add any new positions.

**A few past important predictions and levels for bonds of daily Flashnews are at end of this letter.**

Friday's trading range (March 2015 contract):

TREASURY BOND – 163-11 TO 161-20

### SOFT COMMODITIES

Our buying recommendation in coffee have done very well during this week, cotton and sugar are falling as predicted, and we are still recommending to stay away from any buying softs except coffee. Tomorrow one can book profit around \$128 in coffee but don't short coffee. No buying is recommended in lumber, orange juice or cocoa.

Yesterday sugar gain came down but one can start taking a very small buying positions around \$12.66 level which we predicted when it was at \$15.26 (selling sugar and cocoa trade have done very well in



the last one month). Avoid rest of softs and hold positions in coffee but Coffee may struggle to move above \$127. Trade in and out in most of softs.

This is what we mentioned on Tuesday, 2 Feb: *On Monday Sugar prices had roller-coaster ride, it opened higher, and went up to \$13.40 and closed very near nearer to our predicted target of \$12.78. It came to our prices but doesn't mean that you start buying any aggressive positions. Today if prices move toward \$12.53 then one should start buying positions. Trend is sugar have been damaged as expected, our selling recommendation in Sugar around \$15.50 level done well.*

*Rest of softs traded mix, we are still recommending to stay sideline from most of softs or just trade in and out. Positive time for shorts will start from 12 February so by that time just trade with light positions as softs will remain directionless.*

*Remember - Coffee will struggle to close above \$128 and \$118, the maximum down side is \$112 or \$109. One can start accumulating coffee if it closed above \$118.00 for the three days. Cotton will struggle to close above \$64.88, and sugar \$15.45. On the down side cotton will hold \$60.28 and sugar \$12.78 to \$12.50. At this stage we not recommending any buying in cocoa, orange juice, lumber.*

**Friday's trading range: (March 2016 Contract)**

**COFFEE: \$125.08 TO \$121.15 Buy**

**COTTON: \$60.55 TO \$59.17 Avoid**

**SUGAR: \$13.22 TO \$12.66 avoid**

## **GRAINS**

On Thursday grains traded bit negative, on Thursday around lower side you can take positions in corn and soy, corn, wheat and soy oil. Buy some aggressive positions in soy oil. Trade in and out in rest of grains but grains should be remaining in your buying positions not in selling positions as grains are in process of bottoming out.

We negative time ending for grains from **6 Feb** as predicted last month, so we see grains prices are ready to move higher at least 5-7% higher from current levels. Those who already bought positions should hold positions. Buying grains will be the best bet in 2016.

*The lower side in Soy, soy oil, corn and wheat is limited from current levels, not more than 2%; but on the higher side we see that 5-7% positive moves. **We don't see corn going below \$354, wheat \$455, soy \$845, Soy oil \$29.70 and soy meal \$260.***

**Friday's trading range (March 2016 contracts):**

**CORN: \$371.00 TO \$365.00**

**WHEAT: \$482.00 TO \$471.00**

**SOY: \$889.00 TO \$863.00 BUY**

**SOY MEAL: \$269.90 TO \$263.55**





## SOY OIL: \$31.59 TO \$30.92

### ENERGY

Oil prices traded both sides as expected. We recommend trading in and out on Friday without carrying over positions. Energy stocks will trade mix. Buy some ERX at \$18.00 levels, we are not recommending any shorts in energy stocks as this stage. RB Gas will perform better on Friday compare to oil.

Natural gas will trade both sides, but we recommend taking small positions around \$1.92 levels. Oil will hold \$29.88 level for short term and \$35.00 is good to book profit. Friday is mix to positive day in energy so buying is recommended on intra-day basis around at lower side value mentioned here below.

Energy stocks gained value, and book profit in energy stocks once ERX reaches to \$24.50 levels. Oil may have difficult to move above \$35.18 level so watch this level or book profit around this level.

This is what we mentioned Tuesday: *Many are predicting oil remaining in the teen's, but we do not see oil going below \$27.71, so I hope those who are targeting \$21 are doing their research well. On Wednesday and Thursday, on the lower side we recommend buying positions. Thursday will be the best day to acquire oil and most of the energy products around the lower side.*

*Natural gas lost a lot of value from our recommended selling price of \$2.44. today it closed around \$2.03. One can start acquiring positions in natural gas around \$1.92 and below, or whatever the low of Thursday is. Energy stocks may rebound strongly from late Thursday.*

This is what we mentioned on last week Thursday, 28 January: *Oil achieved \$34.70 level and We don't see oil moving above \$35.18 levels so one should book profit those who have been buying from \$28.00 levels, there are chances that Crude oil may retest one more time \$28.78 level on more time.*

**Few past important predictions and levels for energy of daily Flashnews are at end of this letter.**

**Friday's trading range (All March 2016 contracts):**

**OIL: \$33.03 to \$30.45**

**NATURAL GAS: \$2.04 to \$1.94**

**HEATING OIL: \$1.1155 TO 1.0405**

**RB GAS: \$1.0702 TO \$1.0015**

### CURRENCIES

On Thursday USD lost more value, fall of USD came so unexpected that currency traders are rushing to unwind sell positions. Emerging market currencies trade was so crowded since last two years that everyone was trying to sell any currencies if they found any instruments to trade but now everyone is rushing to get out. Any way our predicted for 2016 was very bullish and we mentioned in this year book, we are strongly recommend to keep adding sell positions in USD against emerging market currencies.





We are still seeing at least 5 to 7% move in **Rand, Real, Peso, Argentina Peso, and Rubble. Indian Rupee** and other east Asian currencies will also gain value. Buying call in emerging market currencies was one of the timely call we made in early part of January.

In frontline currencies (Pound, Australian dollar, Canadian dollar, YEN and Franc) one should book profit around higher level on Friday. Keep some Euro positions open, but must close at least 50% short buy positions in euro. We don't see **Pound, Australian dollar, Canadian dollar, Yen and Franc** to move higher from today's higher level. Maximum higher side euro can reach 1.1475 level and that level will be best to take short trade in euro, Dollar Index won't fall below 95.00 level in this current falling trend so close all your shorts around that level.

*Few past important predictions and levels for currencies of daily Flashnews are at end of this letter.*

Friday's trading range: **(March future contract)**

**DOLLAR INDEX – 96.99 to 95.75**

**AUSTRALIAN DOLLAR – 0.7259 to 0.7101**

**CANADIAN DOLLAR – 0.7365 to 0.7241**

**BRITISH POUND – 1.4680 to 1.4537**

**EURO – 1.1309 to 1.1165**

**JAPANESE YEN – 0.8599 to 0.8488**


**SWISS FRANC – 1.0135 to 0.9959**

**NEWZ. Dollar – 0.6765 to 0.6662**

**RUPPEE – 67.71 to 67.21 (Spot)**

**RAND – 15.95 to 15.69 (Spot)**

**REAL – 3.98 to 3.79 (Spot)**



Available in Physical & E-Book Formats

2016 Financial Predictions  
www.mahendraprophecy.com

Click here to buy: <http://www.mahendraprophecy.com/2016-financial-predictions-book.php>

Thanks & God Bless

Mahendra Sharma

4 February 2016, 03.00 PM, Santa Barbara



**Some past important notes and important ranges from our daily flashnews:**

**From few Flashnews important commentary:**

This is what we mentioned 18 Jan 2016: *On Friday the sharp fall in all the major global markets created so much panic and dented every stock investors account. Fear was spreading and traders started dumping everything they were holding without trying to find out the reason behind what was happening. I received many emails, some saying that S&P will retest 1812, others said that S&P was going to move towards 1650, and many even targeted 1100, the price from where this entire rally started.*

*Let me admit that when I read all these emails, even my confidence was shaken and for the few seconds I thought "What is going to happen to most of my members who have been trusting my view and making investments on my view?" There is no doubt that most of our followers accounts must have gone into the deep red.*

*After I started doubting my view for a few seconds I decided to check whether I was making any mistake in my reading of the astro cycles because if S&P goes to 1650 or 1100, many will lose a fortune. So, I started studying the market one more time to find out that if I was missing anything in my theory.*

*There is no doubt that till 21 January we don't have a positive view for the market but surely we never saw this kind of weakness in the market. This clearly says that after the 21<sup>st</sup> of January it will be the testing time for our theory. In our study, except for this current volatility we don't see anything that could bring a crash in this market.*

*Most of the global markets are very close to the lower side ranges in the books and the higher side from here is 20-30% for many of the markets. If this comes true, then surely most of our follower's will make a fortune. However, to make a fortune most of our members have to survive first without taking any more damage to their accounts. The worst case scenario is almost over, and on Monday most of the markets will trade uncertain or will open gap down but won't break their lows. On Monday the USA market will remain closed and on Tuesday the USA market will open.*

*Important note – In the last 20 years ever since I started representing my view, I haven't seen many investors entering the market at the bottom or selling positions on top. If we see that this is around the bottom, then investors should buy positions here rather than selling everything and getting out. I haven't sold any positions in the stocks I bought last week, and I don't plan to sell them till mid-2017. In the last two weeks my account value has also come down but I am sure it will move up back. The same thing happened when the markets crashed in Augusts and September and the account value of many went down but they bounced back from October.*

*In the last 16 months' the market hasn't done anything but the time is coming back for us to make money and the market will now start walking with us. Have some patience for the next few days.*

*Iran Nuclear deal and sections were lifted during this weekend may provide great opportunity in buying oil around lower level on Monday and Tuesday. This is good for world economy as there is one economy now open and corporates are ready to enter Iran. This could be bad news for Saudi and many middle-east oil rich nations because their premium and supremacy will go away.*



Monday will be a holiday and we are excited to announce that our book "2016 Financial Predictions" will be out on Monday 10.27 PM Santa Barbara time. This will be a great gift for you and your friends who are looking for the right investment and trading strategy.

**Immediately after job data we mentioned this on Friday, 2 October:** Job data unexpectedly came out negative and market came down sharply lower but these lower prices may not be able to remain for more than a few hours or a few days so time to acquire more positions here in USA market. This week on Monday S&P made a low of 1863 level and right now it is trading at 1886 and this level should be held and it won't trade below 1886 for more than three days.

In 2011 mid-October S&P bottomed out and moved 30% in the 5 months, and every year there on S&P always bottomed out in mid-October and same we are expecting this year to happen as we have been predicting that market should bottom out by 10 or 16 October 2015. We are still expecting a huge rally in the first quarter of 2016. We are expecting S&P to gain 20% by 2016 March.

Thanks & God Bless, Mahendra Sharma, 7.00 AM Santa Barbara, 2 Oct 2015, 5.45 AM

This is what we mentioned 2 September: Watch **UVXY** – ultra volatile etf went sharply higher in the month of Mid-August from \$25.00 to \$86.00. Many bear etfs like **RUSS and YANG** are moving up crazily, shorts in these etfs shall provide year results in the next few months.

### **Metal:**

This is what we mentioned on last week Monday 14 Jan 2016: *On Monday we highly recommend taking selling positions in gold and silver on any rise. If gold and silver open higher and metals stocks open higher then we highly recommend booking profit in metals stocks because the positive week has already ended. One can take buying positions in DUST around \$12. The maximum higher side in gold is \$1114, and on the lower side gold can move towards \$1060 if it breaks \$1083. There is a short astro support at \$1082. Silver can move towards new lows. Avoid any buying in metals around the higher side mentioned values, the higher side values should be taken as a selling opportunity.*

This is what we mentioned on 16 November: *Last week precious and base metals traded very negatively and many base metals traded towards multi year lows, but metal stocks traded relatively stable. Gold is holding \$1080 at this stage and on the higher side it is refusing to move above \$1090. We still don't see gold closing above \$1097 and on the down side gold closing below \$1080 will open the door for gold to move towards \$1055 to \$980.*

This is what we mentioned on last Monday 26 October: *Metal investors made money from 2000 to 2007, and 2009 to 2011 by buying and holding positions, but that era is gone, and now you have to be a smart metal investor or you have to become an opportunist rather than falling in love and holding for years which won't take you anywhere. Tuesday will be the best day to buy positions in DUST at \$11.80. The Fed meeting is on Wednesday so trade with light positions. At this stage gold will struggle to close above \$1178 and won't close above 1184 as predicted two weeks ago. Silver is showing positive signs but positivity will disappear as it won't close above \$16.05. On the down side gold will hold value at \$1151. If gold breaks the lower side support level of \$1151 then it will be an extremely bearish indication so remain vigilant.*



These levels we mentioned on last week Monday and Wednesday is working very well so far. This is what we mentioned 3 October: ***Tuesday one should trade in and out in metals, any rise in Palladium should be taken as selling opportunity, and Palladium won't go above \$720 levels. Get out from metals stocks once HUI reaches to 125 level. Maximum higher side for silver is \$15.95 and gold \$1168 and \$1184 looks difficult to move higher.***

***August note: Gold came down from \$1935 TO \$1073, and up 7% from lows but must remember that it is in bear astro cycle.***

### **INDEXES:**

This is what we mentioned on Tuesday 25 January: *Monday the market witnessed profit booking and Tuesday will be one of the best days to add more positions in the market around the lower side without any fear because after making Wednesdays low (What we are taking as 2016's low), Tuesday's low will be the second higher low of 2016.*

*All the major markets are ready for a monster rally so this will be one of the best time to make money for the short term. Buy quality stocks, indexes and short term calls and we are sure that you will be rewarded handsomely by Friday. Within the next six weeks you will be way ahead.*

*Tuesday will be a great time to acquire positions in the emerging markets as well as in the European markets. If what we are seeing happens then S&P should move towards 1936 or even higher and down side, it won't go below 1844 or it won't close below 1862 level.*

*On last week Thursday and Friday S&P closed higher and finally settled at 1901 levels. Those who have been following our works for decades must know how important our astro support and resistance levels are. Last year also the lower side astro resistance was 1827, and the higher side 2088. Both these levels played a very important role for the market. So far the support level of 1821 played an important role on Wednesday and we are hopeful that S&P won't go below this level in the year 2016 and that the astro support and resistance levels continue playing an important role.*

*If we are not making a mistake in our reading of the astro cycles, then the negative time cycle for most of the financial markets has ended. Now is a great time to make money because the bullish cycle has already started from most of the equity markets.*

This is what we mentioned 18 Jan 2016: *On Friday investors experienced a nightmare. It was day that no investor likes to see because on this kind of day the trading accounts of longer term investors are always deep in the red. In 2000 when the tech stocks crashed we never recommended any buying to investors because the astro cycle was negative for two years and it was clear that the market may remain down for the next two years. In 2008 crash which we predicted, we were also aware that the market would rebound from the 26<sup>th</sup> of February 2009. We recommended that the market would bottom out on the 6<sup>th</sup> of March 2009 and that investors should start accumulating stocks keeping in mind that they have to hold them for five years and that they would make a fortune. We strongly recommended, not to focus on the daily volatility and keep busy accumulating quality stocks. This proved to be very accurate advice.*



*Now we still don't see any major trend changing pattern even though the market has breached all technical support charts according to most of the analysts. We believe that even the technical charts can turn positive if the market rallies for two weeks. We watch the astro indicators closely so we would like to stand with our reading of our theory or what we have been good at for the last thirty years.*

*S&P broke 1881, and also went below 1862 level, in fact it made a low of 1848 level and closed at 1875 level which gave many relief. Anyways, those who accumulated stocks and indexes on Friday will be rewarded big because this fall is an intermediate fall not a bear trend. This market is in fear, and no one knows what will happen, yet everyone continues to shout loudly and run here and there, like the people in the classic Godzilla movies. If you ask anyone why they are running away, no one has an answer.*

*There is no doubt that on Monday when most of the global markets open there will be a lot of fear. Investors won't like to open their trading accounts because of fear, and the fact that they don't want to see a sharp decline in their account value, but believe me this market is providing you with one of the best buying opportunities so don't miss it Monday and Tuesday any below 1864 levels.*

**This alert was sent yesterday at 8.30 AM on 13 Jan 2016:** *Oil is trading around \$30.38, S&P came to 1886, and FANGAM (Facebook, Amazon, Netflix, Google, Apple and MSFT) are trading lower. Earnings in tech stocks are on the way from the Third week of January. I surely recommend betting on Google, Apple, Microsoft, Netflix and Amazon.*

*Oil will hold value, and those who bought oil yesterday can hold positions. S&P may retest 1881 level but you don't want to wait until that price hits. If you ask me the worst case scenario, then it may move towards 1862 but the chances of that happening is very minimum. Currently traders are worried about the technical because the charts turned very ugly and traders, funds and Institutions sell aggressively when charts are negative. However, our astro indicators for the markets are turning positive from the 19 January of so from **now to the 19<sup>th</sup> of January** will be a great time to acquire positions if you are planning to buy something for the next five weeks or more.*

*Here are a few trades that look very attractive:*

*AMZN: 26 Feb call, strike price \$620 – currently trading at \$23.00*

*GOOGL: 26 Feb call, strike price \$750 – currently trading at \$23.50*

*MSFT: 26 Feb call, strike price \$52 – currently trading at \$2.16*

*APPL: 26 Feb call, strike price \$100 – currently trading at \$3.50*

This is what we mentioned last 25 Oct, Monday: ***On the higher side S&P has achieved our predicted short term level of 2068 and it may struggle to move above 2088, which is something that we have emphasized since the last quarter of 2014. Book some profit in the market around 2088.***

This is what we mentioned on 1 October, Thursday: ***On Wednesday most of markets traded very positive throughout the day without any corrections and volume was also very decent. S&P held 1863 level very well, and trading above 1928 will open avenue to reach 1988 in coming few weeks.***





### Thirty Year Bond

This is what we mentioned on 6 October: *Most of you are aware that our Thirty Year Bond selling recommendations are for the medium and longer term. In the last six months a few selling opportunities came at 172 and 162, and we took advantage of selling and did very well. We have been recommending buying TMV but most of you must remember that our recommendations is only for a two year time horizon. Don't make any aggressive short term bets on Thirty Year Bond or TMV.*

*Thirty year won't go above 160 level. Right you can accumulate March 2016 put options. We are sure you must be holding positions in TMV and this trade is for the longer term.*

This is what we mentioned on 26 June, Friday: *Wednesday Thirty-year bond lost more value, June contract came down to 151 so it lost almost 21 points from 172. Our predictions of Thirty-year bond topping out proven best call and we also mentioned that fortune could be made and we sure many of you must have done amazingly well in this trade in the last three months.*

This is what we mentioned on the 2<sup>nd</sup> of Feb: *Thirty Year bond will just collapse without any news so watch closely. As mentioned last week that it is always a very difficult time for traders when any market is at a historic top or at a low. On Monday Thirty year may open higher but surely it will start moving down after the USA market opens. Sell around 172 (June contract) or the below mentioned higher side ranges.*

### Grains

*This is what we mentioned on 14 January: **Must buy grains because we see big weather related issues coming from the end of January which could bring disasters to many places on this planet, and any crop damaging news can push prices higher. We have been watching our grains accuracy level very closely, and at this stage our accuracy levels are very high so take advantage of our accuracy level. Trade in and out in wheat and corn, but soy products should be in your buying list on Monday.***

This is what we mentioned on last week 18 December: *Grains are our favorite in 2016. Thursday one can trade in and out. Down side is very limited from current levels so take some buying positions around the below mentioned levels in most of the grains, which may provide you with good returns within the next ten days.*

*The lower side in Soy, soy oil, corn and wheat is limited from current levels, not more than 2%; but on the higher side we see that 5-7% positive moves. **We don't see corn going below \$354, wheat \$455, soy \$845, Soy oil \$29.70 and soy meal \$260.***

This is what we mentioned on 28 July: ***Time to build long positive so don't miss this opportunity. Last week corn closed around \$375, wheat \$477 and \$880, these are great level to cover 100% shorts in grains.***

### Energy:



This is what we mentioned last week Monday, 21 December 2015: *Last week energy traders remained very nervous as they felt like abandoned by the bigger financial institutions and other large energy investors, but the truth is that every energy trader or investor is badly stuck energy trades.*

*In 2008 we predicted a crash in oil from \$145 and in 2009 we predicted that it had bottomed out at \$33.00 level. That prediction provided great returns those who invested in oil and energy stocks. Now once again after the prediction of oil falling in 2014, since the last two weeks we have been predicting that oil would form a bottom around \$34.55 level so watch this prediction closely. I am not saying that oil won't fall below \$34.55 level but surely those who will buy around this level may be rewarded handsomely.*

*Maximum fearful days: According to the current astro cycle we see another 12 volatile or fearful trading days are pending but the down side is limited.*

This is what we mentioned on 27 August 2015: *If oil trades below \$47.00 for two days then there are chances it could retest our magic support figure of \$44.55. If it starts trading below \$44.55 then next level \$38.50 so avoid buying positions.*

*We are not recommending any buying in heating oil and RB gas, also one should avoid buying any energy stocks.*

This is what we mentioned on the 27<sup>th</sup> of April 2015: *Adopt trading in and out strategy in energy, **but don't take any shorts in oil, heating oil or RB Gas. Sell some energy stocks.** Energy stocks will trade mixed without any major move so one can get ready to sell energy stocks. Higher side it is possibility that oil may see \$63.80 level, if its hold \$57.00 level. Keep adding positions in Natural gas around \$2.55.*

This is what we mentioned on the 5<sup>th</sup> of March 2015: *Oil shouldn't break \$47.00 level this time, if it does then surely scary time is coming ahead for energy investors. On Down side oil will hold \$47 and on the higher it will have a difficult time crossing above \$55.78 so watch these levels closely.*

*Watch our higher side target \$55.78 to short and \$44.55 to aggressive buy. Stay away from energy stocks. Small support for oil is \$47.00. ERX won't be able to move above \$70.00 level, so selling is recommended in energy stocks when ERX reaches to \$70.00.*

This is what we mentioned on the 3<sup>rd</sup> of January: ***On our predicted lower side target of \$44.55 is coming closer so one can cover 100% short positions and may be buy very small trade but I won't be buying as I would like dust to settle. RB Gas, heating oil and natural gas lost value as well on Monday. Don't buy RB Gas and heating oil but surely natural gas can be bought around \$2.71.***

This is what we mentioned on the 23<sup>rd</sup> of December: ***Oil can only get lower if it close below \$54.40 for three days, if it does then it will hit \$45.20 but chances of happening this is very less.***

This is what we mentioned on the 11<sup>th</sup> of December 2014: *Wednesday our fear proven very true, we strongly recommend to stay away from oil. When oil broke \$92.88 we recommended sell oil and get out from all energy product, when it broke \$88.88 we predicted it is reaching toward \$64.20. Two weeks back we mentioned that if oil falls below \$64.20 then chances are that it may move toward \$57.80 level. Most important level will be \$54.40.*





This is what we mentioned on the 5<sup>th</sup> of December 2014: ***Oil and other energy products lost more value on Friday as predicted. We are not recommending any buying in energy stocks, oil, RB gas and heating oil. Natural gas gained value from the lower levels on Friday as predicted.***

***On Monday the higher side will remain limited, and if oil closes below or trades below \$64.00 for more than seven hours then expect \$57.90 levels in the short term. Selling is recommended in energy and energy stocks on Monday. It looks like oil is getting ready to break \$60.00 so stay short or add selling on any fall.***

### **Currencies:**

This is what we mentioned on last week Thursday: *Pound is ready for 1.4123 mark. Sell Pound and add more Swiss Franc sell.*

*We are not recommending any new short in Euro, surely one can acquire some positions in Euro for the short period of time.*

*Emerging market currencies are getting ready to for bottoms expect few won't be trust like Rand and Rubble. Wednesday we see many currencies gaining some value but stay away from Pound, Canadian and Franc as they can keep making new lows so hold positions with 3% more corrections.*

This is what we mentioned for Tuesday: *Monday most of currencies traded negative against USD. South African Rand is in free fall, and many other South American and South East Asian currencies are also falling sharply lower. Israeli Shekel is ready to make new low and may collapse sharply during this week. Those who invested in our recommendations in USD and USD assets class have done amazingly well in the 18 months. In 2013 and 2014 books we strongly predicted that "Those who invest in USD and USD assets class will survive or will able to perform well", we also stated that going against USD would bring disaster path. Who though that these strong words will turn in to reality. Always most of predictions we make are real, we don't predict to attract anyone and neither we falsely claim. If our predictions goes wrong then we accept our error without any ascus.*

*On Tuesday most of currencies will have selling pressure but dollar will struggle to remain able 100 market at this stage so watch closely. Tuesday - Avoid any buying in emerging market currencies, sell Euro, Franc, Pound and Yen. Commodity currencies like Australian dollar will gain value on Tuesday so buying is recommended.*

*There are chances that South African Rand may collapse and may hit 21.00 level so stay away from Rand and other emerging market currencies for the next 10 trading days.*

This is what we mentioned on 22 December: *Euro will struggle to move above 1.1075 and may hold value 1.0725 so watch these both levels closely.*

This is what we mentioned on the 23<sup>rd</sup> of April: *On Wednesday currencies traded both sides, emerging market currencies traded positive. At this stage currency are trading directionless with without any clue so trading in and out will remain best strategy. Thursday profit booking will come in USD but we are not recommending any short in USD but surely one can trade in and out in all major currencies on daily basis, which may provide you great return.*



*We don't see Euro holding above 1.1278 and don't see dollar Index going below 95.00 level in medium term so remember these figures.*

*The Medium and longer term trend is still very positive for USD but for the short term a mix to bit weaker trend indicated. USD Index have achieved our target of 100 and now down side 95.00 or at worst case 90.00 level will be great buying.*

***Dollar is our longer term buying trade so we won't recommend shorting dollar, we recommend buying USD on any weakness. Euro higher side 300 pips and lower side more than 3000 pips. We don't see USD index going below 95.00 levels.***

*Remember this what we mentioned on the 5<sup>th</sup> of March: Currency war has nothing to do with USD Friday USD gained value as predicted. Medium and longer term outlook is very positive. As stated dollar will have some difficulty crossing above 95.50 level for the short term but if dollar will break 95.50 then it may move towards 102.70 later this year. On the other hand euro will move towards 1.0730 to 1.0388. At this stage one should start covering all shorts in currency.*

*Sell Euro around 1.1730 to 1.1788 and Franc 1.0988.*

*This is what we mentioned on 15 Jan 2015, Monday: Most fund managers and market advisors are still analyzing the after effects of a rocking Swiss Franc on Swiss National Bank. I just finished one interview from Switzerland and they are too excited about Swiss Franc's move. Our view was very simple, we recommended that it will not be able to hold above 1.2270 level so if Franc moves to 1.2270 then it will be time to sell as it will going to go back to par levels.*

*This is we mentioned on the 2<sup>nd</sup> of October: On Thursday USD will trade mixed so we strongly recommend booking 100% profit in all short positions in euro, Pound, Franc, Yen and Australian dollar. Euro has moved down more than 1000 pips, Franc moved 750 pips, and Yen 4000 Pips. We will wait for few days before we put out a new strategy so wait for our weekly newsletter.*

*Remember, this is what we mentioned in the month of July: At this stage USD is trading in a positive direction without any break since the last three weeks. Finally, it is reaching a most crucial level because once it breaks 81.78 then the nonstop upside journey will start in USD. Also euro falling below 1.3355 level will bring huge corrections. I am waiting for USD to close above 81.78 because then USD will move like wild fire toward 87.88.*

***This is what we mentioned in the month of May (2014): Keep adding USD on any weaknesses on Tuesday or around 79.50. Sell Euro around 1.3988, and Swiss Franc around 1.1470. Emerging market currencies will trade a bit weaker or sideways from Tuesday. We strongly recommend taking some buying positions in USD around 79.50.***

*In this year book "2015 financial predictions" we predicted "final bear cycle in market from 27 July to 15 August 2015", yes Sun can bring some uncertainty but take this uncertainty as buying opportunity in same time in 2015 in the month of August.*

*Watch 2088 level for S&P, as it is most tough astro resistance of 2015. In April when markets were falling, we predicted S&P won't go below 1825, and by the 15th of June, S&P would achieve 1932 to 1955 and 1988.*



In our 2015 book we mentioned that commodities will have worst year of 2015, and so far precious metals, base metals, grains and softs have been struggling and they will keep moving down in the second half. Dollar will perform amazingly well in 2015 so hold positions and money in USD.

**Make wave of nature/astronomical cycle an integral part of your trading/Investment strategies!**

[www.mahendraprophecy.com](http://www.mahendraprophecy.com)

**Reading daily range:** When we predict a **weaker trend** it means prices can break lower side and they can trade below predicted lows. (You can cover short but don't buy extra at lower levels until our indicators give buy signal).

When we predict a **positive trend**, means daily price can break upside and they can trade higher than predicted price (you can book profit but don't short that market).

**Copyrights: We have just updated the copyrights of our work on [www.mahendraprophecy.com](http://www.mahendraprophecy.com), under the USA and under international laws. There will be heavy penalties and legal charges against individuals, groups or firms who are copying, editing or forwarding our work in any form without authorized permission.**

Members or Subscribers of mahendraprophecy.com should do their own research and due diligence before investing in any of recommendations. Investing in stocks, futures and options is very speculative and carries a high amount of risk. Subscriber may lose money trading and investing in such investment.

<http://www.mahendraprophecy.com/disclaimer.php>

<http://www.mahendraprophecy.com/privacy-policy.php>