

Daily Flashnews Letter

By

Mahendra Sharma

www.mahendraprophecy.com

Mahendra Inc.

www.mahendraprophecy.com

P.O. Box - 2521, Santa Barbara, CA - 93120, USA

Email: mahendra@mahendraprophecy.com

This document has been prepared by MahendraProphecy.com and is intended only for the person or entity to which is addressed to and may contain confidential and/or privileged material and is not for any type of circulation. Any review, retransmission, or any other use is strictly prohibited. **Please read our disclaimer before using any information contained in this newsletter.**



Edition: 3965

9 July 2020

Thursday Daily Flash news (Unedited report)

Silver moved aggressively higher as predicted and USA market performing well...

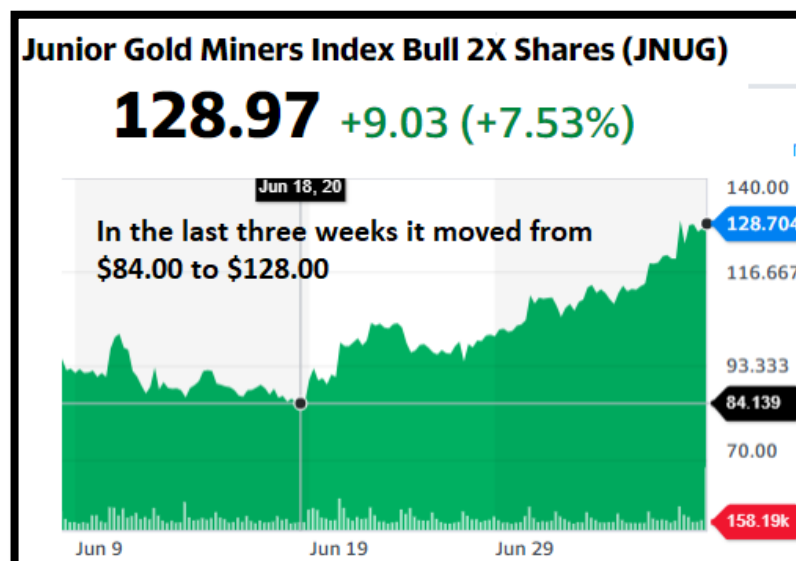
Dear Members,



On Wednesday globally markets traded mix but USA market moved sharply higher. Our many recommended tech and biotech stocks performed well. I always remind you that daily flash news may have many grammar and spelling errors I don't have time to edit because I send letter before Asia starts so please pardon for that, if I make error and if you don't understand then please send us email.

Buying recommendations in precious metals really done well, specially silver outperformed as predicted. Lithium and gold mining stocks also moved sharply higher. Since last two weeks we have been recommending accumulating **JNUG**

and **NUGT** mining etfs, they are performing well. Time to add more lithium stocks in your portfolio as in yesterdays Lithium, E-car and Cannabis letter we recommended buying aggressive long





in lithium, cobalt and graphite mining stocks along with gold and silver mining stocks. Gold and silver stocks performed well, **KL** and **PAAS** moved around 10% higher. Watch our lithium stocks recommendations list closely.

Energy prices remain bit positive, grains traded mix but wheat prices recovered sharply. Coffee and cotton acted well, sugar and cocoa remained in the mix directions.

Amazon.com, Inc. (AMZN) NasdaqGS - NasdaqGS Real Time Price. Currency in USD 3,081.11 +80.99 (+2.70%) At close: 4:00PM EDT
DexCom, Inc. (DXCM) NasdaqGS - NasdaqGS Real Time Price. Currency in USD 435.11 +9.25 (+2.17%) At close: 4:00PM EDT
GSX Techedu Inc. (GSX) NYSE - NYSE Delayed Price. Currency in USD 78.21 +9.10 (+13.17%) At close: 4:00PM EDT
Teladoc Health, Inc. (TDOC) NYSE - NYSE Delayed Price. Currency in USD
DocuSign, Inc. (DOCU) NasdaqGS - NasdaqGS Real Time Price. Currency in USD 206.35 +8.60 (+4.35%) At close: 4:00PM EDT
Livongo Health, Inc. (LVGO) NasdaqGS - NasdaqGS Real Time Price. Currency in USD 93.76 +16.13 (+20.78%) At close: 4:00PM EDT

Most of recommended stocks **DXCM**, **GSX**, **NFLX**, **DDOG**, **AMZN**, **APPLE**, **MSFT**, **TTD**, **MDB**, **TDOC**, and **DOCU** are performing amazingly well. We missed recommending **BABA**. **TSLA** and **BLDP** have been performing well, yesterday recommended booking profit with 50% positions in both these stocks as they already gain 700% from our last years recommendations.

One of our recent favorite **LVGO** have been performing very well, I was very lucky to find out this stock in the month of February when I was flying from USA to Europe, I was reading one article in plane and they mentioned this

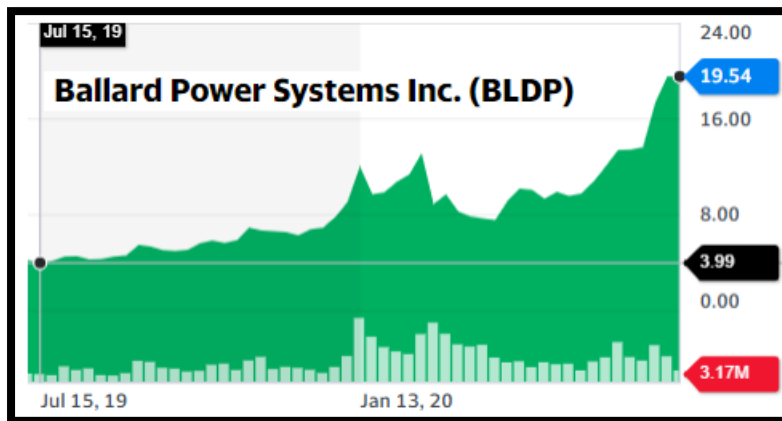
company **LVGO**, I did my homework decided that recommended my member. Discloser: I have small positions in this one, but you need to remember that I





always buy stocks for longer term. I recommended at \$25.00 in the month of Feb, and now it is above \$90.00 in the last four months.

I provided my three kids to do same with small money I provided them to handle and always tell them to hold for the longer term, until that company



start looking vulnerable. Last year many time I recommended buying BLDP between \$4.00 to \$5.00, and I also mentioned that I

recommended my children to buy **BLDP** at \$4.75, now it is around \$20.00 (look at one year price chart of BLDP). Some time you have to invest in the emerging companies as we if you see great future ahead for that company. Now I recommend 80% closing long in **BLDP** and rest of keep it for the longer term.

Sincere note: Patiently you shall keep reading our letters and watch stocks recommendations closely, I am sure you will do amazingly well in the medium to longer term. I know my letters are not for small investors, and many visitors of website always complain that our services are expensive but let me tell you honestly that I spend so much time doing homework for our members and I feel that I am keeping my service cost very reasonable. Before I use to charge \$2550 for monthly letter but in 2004 on the request of my great friend **Bill Murphy** I reduced monthly subscription fee from \$2550 to \$around \$500. I can do trading myself and can make money but I promised my maternal grandfather that till last day of my life I will keep doing research in astro cycle subject, I will keep trying get gain some respect for astro subject because he knew that name of this subject is not very well respected widely. Yes, I can write free letter every day for everyone but as human being I know that my




responsibility and quality will go away over the time because of free service and I may become ignorance and careless because I am not charging. My Grandfather said that I must charge fee because it is part nature's principle. Anyway this my personal feeling so I decided to share with you.

TESLA - One of my most favorite stock which is hated by Wall-street analysts crossed \$1200. I still remember my words of 2012 when TESLA was trading around \$32.00, if you hate electric car then do not buy Tesla car but buy TESLA stocks at it would hit \$1000. Last year I doubled down on my recommendation when the stock crashed below \$180. I predicted that I still see it going to \$1000. It was one of the best calls, and once it tested \$1000, we predicted that it may move towards \$1500. In the longer term I still see it moving towards \$5000. I will write more about our stocks recommendations between 2009 to 2012 in next week's newsletter.

Humble request – Please don't forward letter to anyone, yes you can forward them as sample copy but tell them to subscribe their own copy as I put so much hard work to provide you daily and weekly newsletter. Forwarding or copying work is bad karma in the principle of nature.

Our favorite Covid-19 recommended stocks are in February first week letter: **AZN, JNJ, BNTX, EBS, MRNA, VIR, INO, TBIO, ARCT, REGN, GILD, PFE, NVAX** (this one recommended at \$6.50 and now it's \$77), **ZLAB, CYDY, CODX** and many others. Since the first week of February we have been recommending buying these COVID-19 stocks, and many have already gone more than five folds.

I am not recommending shorting our favorite stocks like **REGN, VRTX, ALNY, DXCM, LVGO, NFLX, AMZN and MSFT** are performing amazingly well.



When I was writing this year's book "2020 Financial Prophecies", and now in July 2020 we are in the positive cycle of market and metals.

Mining stocks will be great bet in current astro cycle which started from 1 July, major fire work expected in metal and mining stocks.

Watch the important support & resistance levels for this week (6th – 10th July 2020):

Here are the trading strategies and ranges for Thursday:

London	23:16	Rio de Janeiro	19:16	New York	18:16	Los Angeles	15:16	Sydney	8:16
Tokyo	7:16	Shanghai	6:16	Bangkok	5:16	New Delhi	3:46	Dubai	2:16

Thanks & God Bless, Mahendra Sharma

7th July 2020, 05:00 PM, PST

From past flashnews, few important predictions we made:

INDEXES:

Remember thi4s Feb 2018 statement – Now I will be watching 2550 level; if S&P closes below this level for the three days, then disaster will take place for stocks and S&P may test 2451. I may recommend closing long in stocks but lets see whether S&P will not close below 2550 or it bounce back from this level. I am not worried after April but let's focus on April at this stage. If everything goes smooth, then we may see S&P testing 2900 every soon in 2018.

This is what we mentioned on Tuesday, the 25th of January 2016: Tuesday will be a great time to acquire positions in the emerging markets as well as in the European markets. If what we are seeing happens then S&P should move towards 1936 or even higher and down side, it won't go below 1844 or it won't close below 1862 level.

On last week Thursday and Friday S&P closed higher and finally settled at 1901 levels. Those who have been following our works for decades must know how important our astro support and resistance levels are. Last year also the lower side astro resistance was 1827, and the higher side 2088. Both these levels



played a very important role for the market. So far the support level of 1821 played an important role on Wednesday and we are hopeful that S&P won't go below this level in the year 2016 and that the astro support and resistance levels continue playing an important role.

This is what we mentioned the 18th of Jan 2016: On Friday investors experienced a nightmare. It was day that no investor likes to see because on this kind of day the trading accounts of longer term investors are always deep in the red. In 2000 when the tech stocks crashed we never recommended any buying to investors because the astro cycle was negative for two years and it was clear that the market may remain down for the next two years. In 2008 crash which we predicted, we were also aware that the market would rebound from the 26th of February 2009. We recommended that the market would bottom out on the 6th of March 2009 and that investors should start accumulating stocks keeping in mind that they have to hold them for five years and that they would make a fortune. We strongly recommended, not to focus on the daily volatility and keep busy accumulating quality stocks. This proved to be very accurate advice.

This is what we mentioned on Monday, the 8th of August: Billions of dollars follow our predictions closely so some support always comes around our predicted levels. 12th February 2016, S&P moved more than 360 points rally which no one expected.

This is what we mentioned on the 29th of February: At this stage we are expecting that the Indian market will perform, so this is a great time for international investors to put money in the US market as Rupee is at a historic low and the market has already corrected 26% from higher levels. Brazil and China have also performed negatively and it looks like a big turnaround is on the way from this week. It is time to build some aggressive positions in **BRZU at \$9.30, YINN \$10.65, and INDL \$8.40**. We recommended buying these ETF's before at higher levels and we are still recommending holding on to old positions and adding more positions at current levels. Watch emerging market currencies because any turn around in **Brazilian Real can push BRZU toward \$39.00 from 9.30**. S&P closed above 1938 and if it closes above 1938 for more than two days then expect it to move towards 1988 during this week or next week.

Two weeks ago we predicted that 1864 is a great buying level with the first target of 1938 and 1988. The first target got achieved very quickly and the



second target will get achieved soon and after that our most important astro resistance level will be 2088, which has played a crucial role in keeping the bull away to move above 2088 for the last 16 months.

Thirty Year Bond

This is what we mentioned on the 10th of September: *Tuesday Thirty Year Bond gained value, and same indicating on Wednesday. Fed may leave rate decision sideline which can push bond toward 168/169. Rate hike may bring prices 162 level. Overall trend is negative so get ready to sell on any rise if FED refuse to hike.*

In the last ten weeks' bond prices came down from 176 to 165 as predicted and our longer-term view is very negative so keep building sell positions on any rise.

By the end of this year we may see 162-25 and 157. Stay long in TTT, TBT and TMV.

Energy:

This is what we stated on Monday, the 17th of April: *ERX lost more 5% value and if ERX trade below \$30.00 then there are chances that it will test \$25.50 level which means oil prices will trade negative in coming time.*

Once again oil will try to test \$54.78 but if this week it fails then we may see \$47.00 level once again. Major astro support point is \$49.88 level. RB Gas and HEATING OIL will follow oil.

On Monday oil prices will trade mix to negative but in USA trading one can take small buying, if oil fail to rise on Tuesday then expect major corrections in once again in coming time.

On Monday Natural gas will trade mix and prices will move both sides, trading in and out will remain best strategy in gas on Monday. Sell or short around \$3.38 level.

This is what we mentioned on the 8th of January - *Natural gas went down sharply as predicted and tested \$3.16 from \$3.83, and the volatile trend will*



continue in GAS so trade carefully. Oil will only be able to move higher if it closes above \$54.78 for three days which we don't see happening.

Energy stocks traded mixed. ERX is unable to move above \$43.00 and oil above \$54.78 which is not a good sign for the energy market.

We are not changing any of the predictions we mentioned on the 3rd of June: Same kind of positive, RB GAS and heating oil also moved higher. Natural gas traded mix. ERX have been hanging around \$29.00 level and it must close above \$33.00 level to give bullish signal in energy stocks which we don't see at this stage moment.

Oil has been failing to close above \$48.88 level but same time it is not closing below 48.88 level as well. If oil closes above \$48.88 for three days, then the next price level of \$52.55 may get achieved. At this stage some selling is recommended around \$48.88 level and on the down side the important level to buy is at \$44,55. Oil prices have gained almost 70% from \$27.71 which we called the perfect bottom for oil.

This is what we mentioned on the 2nd of February: Many are predicting oil remaining in the teen's, but we do not see oil going below \$27.71, so I hope those who are targeting \$21 are doing their research well. Higher side it will struggle to move above \$35.18 levels, and if it does than \$44.55 is next target with \$48.88 selling level.

Natural gas lost a lot of value from our recommended selling price of \$2.44. today it closed around \$2.03. One can start acquiring very small positions in natural gas around \$1.72 and below.

This is what we mentioned in our book "2016 Financial Predictions" in oil's section:

IMPORTANT NOTE: *As most of you are aware our view for energy has been very negative since June 2014. The overall trend in energy prices will remain negative so we do not recommend adopting long term positions. This means that do not take any trades earlier in the year and continue holding them for the rest of the year, because the higher side in oil will remain limited. There will be better opportunities to make money by trading in and out. Heating oil and RB gas will*



follow oils trend, so during this year we may see oil moving towards \$48.50 or \$52.95, and on the down side it may hold \$34.55. If it closes below \$35.55 for three days then there are chances that oil prices could fall towards \$29.65. Traders should take advantage of buying short term call options before any of the above-mentioned cycles start, and also book profit quickly before the positive cycles end.

Energy stocks will trade mixed without any major movement, so longer term investors should not be putting any money in energy stocks. Any sharp rise should be taken as a profit booking opportunity if you are holding any energy stocks.

Natural Gas' trend will remain positive during 2016, so one can stay long in Natural Gas in the year 2016. However, it is very important to remember to keep booking profit before any of the above mentioned negative cycles start. Overall, Natural Gas will outperform oil in the year 2016.

For short term strategies and price targets please follow our weekly and daily newsletters.

Ninth Cycle:

*From the **26th of November to 31st of December 2016** - During this cycle, we see positive momentum coming back in the energy markets; oil prices will form a bottom, and oil stocks will also act positively. Even though this is a positive cycle, the higher side will remain limited. Natural gas and RB gas will move sharply higher during this period.*

Energy trading ranges for 2016:

***Crude Oil: \$52.95 to \$29.78** (As predicted last year, oil may hold the \$30.00 level, and if it trades below that for five days, then there's a possibility that it could test 2002's low of the \$27.78 level)*



Natural Gas: \$2.88 to \$1.82 (higher side \$3.57 if it cross \$2.88)

Look at accuracy levels about oil that we predicted in the book.

This is what we stated Monday, the 31st of Oct 2016: *Friday oil, heating oil and RB Gas traded negative as predicted. Energy stocks also went down but gas traded mixed. On Monday, oil will trade negative; stay sidelined or those who are holding shorts can continue holding and cover some around \$47.50. If oil starts trading below this, then expect \$46.75 to \$44.88 level, cover all shorts at \$44.55 level. Heating oil and RB Gas will trade negative or will follow oil. On the higher side, oil will struggle to remain above \$49.88 level which is the most important astro resistance level.*

Natural gas will trade on both sides without any clear directions so avoid trading but on the lower side one can buy GAS for Tuesday. Don't touch energy stocks as they will keep struggling.

This is what we mentioned on Friday, the 2nd of Sept 2016: *On Thursday oil, heating oil and RB Gas prices went down sharply lower and weakness will continue Friday. One can cover 50 to 70% shorts around \$42.61 level in oil and 100% around \$41.78, so one can cover positions in heating oil and RB Gas on Friday.*

This is what we mentioned Monday, the 21st of December 2015: *Last week energy traders remained very nervous as they felt like abandoned by the bigger financial institutions and other large energy investors, but the truth is that every energy trader or investor is badly stuck energy trades.*

In 2008 we predicted a crash in oil from \$145 and in 2009 we predicted that it had bottomed out at \$33.00 level. That prediction provided great returns those who invested in oil and energy stocks. Now once again after the prediction of oil falling in 2014, since the last two weeks we have been predicting that oil would form a bottom around \$34.55 level so watch this prediction closely. I am not saying that oil won't fall below \$34.55 level but surely those who will buy around this level may be rewarded handsomely.

Maximum fearful days: According to the current astro cycle we see another 12 volatile or fearful trading days are pending but the down side is limited.



This is what we mentioned on the 27th of August 2015: *If oil trades below \$47.00 for two days then there are chances it could retest our magic support figure of \$44.55. If it starts trading below \$44.55 then next level \$38.50 so avoid buying positions.*

We are not recommending any buying in heating oil and RB gas, also one should avoid buying any energy stocks.

This is what we mentioned on the 27th of April 2015: *Adopt trading in and out strategy in energy, **but don't take any shorts in oil, heating oil or RB Gas. Sell some energy stocks.** Energy stocks will trade mixed without any major move so one can get ready to sell energy stocks. Higher side it is possibility that oil may see \$63.80 level, if its hold \$57.00 level. Keep adding positions in Natural gas around \$2.55.*

This is what we mentioned on the 5th of March 2015: *Oil shouldn't break \$47.00 level this time, if it does then surely scary time is coming ahead for energy investors. On Down side oil will hold \$47 and on the higher it will have a difficult time crossing above \$55.78 so watch these levels closely.*

Watch our higher side target \$55.78 to short and \$44.55 to aggressive buy. Stay away from energy stocks. Small support for oil is \$47.00. ERX won't be able to move above \$70.00 level, so selling is recommended in energy stocks when ERX reaches to \$70.00.

This is what we mentioned on the 3rd of January 2015: ***On our predicted lower side target of \$44.55 is coming closer so one can cover 100% short positions and may be buy very small trade but I won't be buying as I would like dust to settle. RB Gas, heating oil and natural gas lost value as well on Monday. Don't buy RB Gas and heating oil but surely natural gas can be bought around \$2.71.***

This is what we mentioned on the 23rd of December 2014: ***Oil can only get lower if it close below \$54.40 for three days, if it does then it will hit \$45.20 but chances of happening this is very less.***

This is what we mentioned on the 11th of December 2014: *Wednesday our fear proven very true, we strongly recommend to stay away from oil. When oil broke \$92.88 we recommended sell oil and get out from all energy product, when it broke \$88.88 we predicted it is reaching toward \$64.20. Two weeks back we*



mentioned that if oil falls below \$64.20 then chances are that it may move toward \$57.80 level. Most important level will be \$54.40.

This is what we mentioned on the 5th of December 2014: **Oil and other energy products lost more value on Friday as predicted. We are not recommending any buying in energy stocks, oil, RB gas and heating oil. Natural gas gained value from the lower levels on Friday as predicted.**

On Monday the higher side will remain limited, and if oil closes below or trades below \$64.00 for more than seven hours then expect \$57.90 levels in the short term. Selling is recommended in energy and energy stocks on Monday. It looks like oil is getting ready to break \$60.00 so stay short or add selling on any fall.

Currencies:



This is what we stated on the 4th of January, 2017: **We don't see dollar index going above 103.78 level so watch closely and closing below 102.55 will push dollar toward 101.55 level. Most of currencies gained nice value on Wednesday, emerging market currencies had best day.**

On Thursday, most of currencies will trade both sides, buying is recommended on lower sides in most of currencies so don't miss opportunity.

Buy Pound, Yen, Australian dollar and Canadian dollar. Also buy Franc and Euro without fear.

Astro cycle changed late today on 3rd January so safe buying in all major currencies against USD.

Dollar closing below 102.75 will confirm that it would test the 101.55 level this week.

We are not changing any predictions in currencies of what we mentioned on Monday, the 31st of October 2016: **Once again tested 99.00 level but then**



sharply came down from the middle of the trading sessions. We are still recommending to keep building positions in USD around 99.00 level. On Monday, we still recommend buying Euro and other currencies around the lower side, or selling USD around the higher side level. On the down side USD may hold 96.71 level so watch this level closely. Euro can move up to 1.1111 level in this week, so book profit if it goes there.

On late Monday, the Scorpio Moon will bring both sides volatility. On Wednesday, the FED will announce decisions and due to the Scorpio Moon traders will get confused. Trade light or just trade in and out in currencies but medium term traders can hold selling positions in USD.

Stay short in Yen but one can cover Japanese Yen as it may move towards 0.9525 to 0.9250 level at this stage.

This is what we mentioned on Monday, the 29th of August 2016: We see Euro holding 1.1055 level and Pound 1.2925 level. We don't see it falling below 0.9410 level and on the higher side it will have a difficult time to move above 1.0198 level. For USD index 97.00 to 97.50 level will play the role of a Wall for dollar which dollar may not be able to breach at this stage, or maybe even for the next six weeks, and on the down side USD may test 92.50 level.

This is what we mentioned last Monday, the 25th of July 2016: This is what we mentioned on Wednesday, the 13th of July: Any rise shall be taken as selling opportunity in Yen, in the next two months we can 900 pips in Yen or it will easily come down to 0.9200 level very soon. We don't see Yen moving above 0.9878 level and in the worst case scenario 1.0000 will be maximum side.

Friday USD tested 97.50 level and this is an important level. Dollar may keep testing this level during this week. **We don't see Euro going below 1.0923 and Pound 1.2988 level.** Pound should be in you aggressive buying list until it holds this level.

On Monday, the 11th of April 2016 we stated: Last week USD traded negative, and lost value against most of currencies. There are still chances that USD may test 92.50 level so watch USD trend closely, and start taking positions at 92.50 level.

Emerging market currencies have done very well and it's time to close positions if you are short or medium term traders. Rupee won't fall much so don't short



Rupee but surely Rand, Real, Peso and Rubble will lose some value from middle of Monday.

Australian won't hold above \$0.7725, Canadian dollar 0.7900, Euro 1.1475, Franc 1.0555, and Yen 0.9288 level.

This is what we mentioned last Thursday: Pound is ready for 1.4123 mark. Sell Pound and add more Swiss Franc sell.

We are not recommending any new short in Euro, surely one can acquire some positions in Euro for the short period of time.

Emerging market currencies are getting ready to for bottoms expect few won't be trust like Rand and Rubble. Wednesday we see many currencies gaining some value but stay away from Pound, Canadian and Franc as they can keep making new lows so hold positions with 3% more corrections.

This is what we mentioned on the 22nd of December: Euro will struggle to move above 1.1075 and may hold value 1.0725 so watch these both levels closely.

This is what we mentioned on the 23rd of April 2015: The Medium and longer term trend is still very positive for USD but for the short term a mix to bit weaker trend indicated. USD Index have achieved our target of 100 and now down side 95.00 or at worst case 90.00 level will be great buying.

Dollar is our longer-term buying trade so we won't recommend shorting dollar, we recommend buying USD on any weakness. Euro higher side 300 pips and lower side more than 3000 pips. We don't see USD index going below 95.00 levels.

Remember this what we mentioned on the 5th of March 2015: Currency war has nothing to do with USD Friday USD gained value as predicted. Medium- and longer-term outlook is very positive. As stated dollar will have some difficulty crossing above 95.50 level for the short term but if dollar will break 95.50 then it may move towards 102.70 later this year. On the other hand euro will move towards 1.0730 to 1.0388. At this stage one should start covering all shorts in currency.

Sell Euro around 1.1730 to 1.1788 and Franc 1.0988.



This is what we mentioned on Monday, the 15th of Jan 2015: *Most fund managers and market advisors are still analyzing the after effects of a rocking Swiss Franc on Swiss National Bank. I just finished one interview from Switzerland and they are too excited about Swiss Franc's move. Our view was very simple, we recommended that it will not be able to hold above 1.2270 level so if Franc moves to 1.2270 then it will be time to sell as it will going to go back to par levels.*

This is we mentioned on the 2nd of October: *On Thursday USD will trade mixed so we strongly recommend booking 100% profit in all short positions in euro, Pound, Franc, Yen and Australian dollar. Euro has moved down more than 1000 pips, Franc moved 750 pips, and Yen 4000 Pips. We will wait for few days before we put out a new strategy so wait for our weekly newsletter.*

Remember, this is what we mentioned in the month of July: *At this stage USD is trading in a positive direction without any break since the last three weeks. Finally, it is reaching a most crucial level because once it breaks 81.78 then the nonstop upside journey will start in USD. Also euro falling below 1.3355 level will bring huge corrections. I am waiting for USD to close above 81.78 because then USD will move like wild fire toward 87.88.*

This is what we mentioned in the month of May (2014): Keep adding USD on any weaknesses on Tuesday or around 79.50. Sell Euro around 1.3988, and Swiss Franc around 1.1470. Emerging market currencies will trade a bit weaker or sideways from Tuesday. We strongly recommend taking some buying positions in USD around 79.50.

In this year's book "2015 financial predictions" we predicted the "final bear cycle in the market from the 27th of July to the 15th of August 2015". Yes, the Sun can bring some uncertainty, but take this uncertainty as a buying opportunity at the same time in 2015 in the month of August.

Watch the 2088 level for S&P, as it is most tough astro resistance of 2015. In April when markets were falling, we predicted S&P won't go below 1825, and by the 15th of June, S&P would achieve 1932 to 1955 and 1988.

In our 2015 book we mentioned that commodities will have worst year of 2015, and so far precious metals, base metals, grains and softs have been struggling and they will keep moving down in the second half. Dollar will perform amazingly well in 2015 so hold positions and money in USD.



Make wave of nature/astronomical cycle an integral part of your trading/Investment strategies!

www.mahendraprophecy.com

Reading daily range: When we predict a **weaker trend** it means prices can break lower side and they can trade below predicted lows. (You can cover short but don't buy extra at lower levels until our indicators give buy signal).

When we predict a **positive trend**, means daily price can break upside and they can trade higher than predicted price (you can book profit but don't short that market).

Copyrights: We have just updated the copyrights of our work on www.mahendraprophecy.com, under the USA and under international laws. There will be heavy penalties and legal charges against individuals, groups or firms who are copying, editing or forwarding our work in any form without authorized permission.

Members or Subscribers of mahendraprophecy.com should do their own research and due diligence before investing in any of recommendations. Investing in stocks, futures and options is very speculative and carries a high amount of risk. Subscriber may lose money trading and investing in such investment.

<http://www.mahendraprophecy.com/disclaimer.php>

<http://www.mahendraprophecy.com/privacy-policy.php>