

Daily Flashnews Letter

By

Mahendra Sharma

www.mahendraprophecy.com

Mahendra Inc.

www.mahendraprophecy.com

P.O. Box - 2521, Santa Barbara, CA - 93120, USA

Email: mahendra@mahendraprophecy.com

This document has been prepared by MahendraProphecy.com and is intended only for the person or entity to which is addressed to and may contain confidential and/or privileged material and is not for any type of circulation. Any review, retransmission, or any other use is strictly prohibited. **Please read our disclaimer before using any information contained in this newsletter.**




Fridays Daily Flash news (Unedited report)

Precious metals lost big value which is not good sign for metal traders...

Many asking to offer some discount on books and letter so we doing it from today...

Dear Members,

On Thursday precious metals traded negative which is not good sign, because it was very important astro day and if on positive astro day for metals closing negative is alarming sign. I won't recommend any new buying but surely short-term traders can buy some positions around \$1281 level which has been most important astro support level.



Important Note: In our book we mentioned negative astro time cycle for metals from end of March for precious metals.

On Thursday market closed positive which is positive sign for stock traders, stay long and don't short market.

Important Note: in our book we mentioned positive astro time cycle for market from March and until first week of April.

I couldn't ask more from nature, because so far book predictions are on spot and those who bought our book "2019 Financial Predictions" might have done amazingly well by following book. All thanks go to astro cycle and wave of nature theory.



Palladium lost more than \$270 in the two trading sessions, it was great sell, stay short and add more without fear on any rise.



Grains and softs to bottom out today so watch very carefully and sudden upside move is indicating any from today.

Currencies traded very volatile, dollar gained value, but emerging market currencies recovered from the lows. We see positive time for emerging market currencies from today or Monday. Mix trend will continue in frontline currencies but dollar has limited upside.

Thirty-year bond traded mix. Biotech stocks were on fire, our favorite **FMCC and FNMA** moved higher.

We are offering some discount after receiving many emails from small investors, because they are saying that my work is only for wealthy people. Let me tell you honestly that amount of effort and hard work I put in every single day is far beyond. I always come out with complete yearly prediction book on every market, commodities and currencies with monthly trend, and cost of this book is around \$1.10 a day so I don't know why visitors complain. Anyway, I am accepting your request and offering discount on book and on subscriptions.

Offer is not valid on: This offer is not valid on personal clients and corporate clients, as I am not taking any new personal client in 2019 so please don't subscribe.

Our offer is: Subscribe any services and we will add 25% extra time in your subscriptions. If you subscribe one-year letter then we will three months extra in your services so total you will get 15 months services.

Offer on book: We are reducing book "2019 Financial Predictions" price from \$399 to \$299 for complete book as three months are over now from book predictions. Also reducing 20% prices on individual sections of book.

Current members can extend their services if they like to, and new member can subscribe under this offer as **this will expire soon.**

New prices for "2019 Financial Predictions" effects from Thursday evening:

Complete book "2019 Financial Predictions": Reducing from \$399.00 to \$299.00

2019 Indexes Predictions: from \$255 to \$199

2019 Currencies Predictions: from \$255 to \$199

2019 Metal Predictions: From \$255 to \$199

2019 Indian Market, energy & metals Predictions: from \$255 to \$199

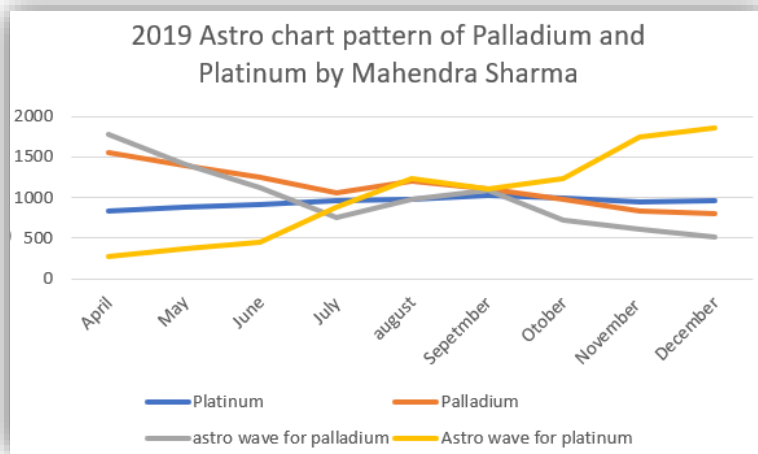
2019 softs (coffee, cotton, cocoa, sugar, orange juice, lumber) Predictions: from \$175 to \$125

2019 Grains (corn, soy, soy meal, wheat and soy oil) Predictions: from \$175 to \$125



2019 Energy Predictions: from \$195 to \$155

I still believe that every penny you spend on this book is worth so don't miss it as I really cut down prices so everyone can have this unique book and have glimpse of 2019 of each area of financial market. **Don't forget: if you make money then please share some with most needy people around you.**



This is what we stated Friday: *Base metals will have challenging time after this week so read our weekly newsletter of this week because we provided few great trades for the medium term. One trade will be best one which can keep making money is selling palladium around \$1550 and buying platinum*

\$850 because palladium prices will crash any time as mentioned last week. Astro time cycle have turned very negative for Palladium from 22nd March so buyer or speculators shall be very careful as all gains can wiped out in the few weeks' time. We are expecting palladium to go toward three digits in April and Platinum four digit and above in June. Read our next week newsletter very carefully.

Here are the trading strategies and ranges for Friday:

GOLD/SILVER/BASE METALS



On Thursday prices precious metals and base metal prices crashed. We expected fall in base metals but precious metals going down really concerning me. This week expected higher side \$1328 for gold which got achieved but then falling or positive astro days is not good news so don't buy any precious metals as overall medium-term cycle is negative as per our book.

Keep adding sell in palladium, zinc, and nickel on higher sides. **Buy gold around \$1281 level. Read our book carefully as current astro cycle is negative though still lower side is limited for gold.**

On Friday both side trend expected but keep getting out on higher sides in precious as well as base metals. Buy platinum but....



I will do complete study and publish detail report about short term in precious metals.

Friday's astro combination recommendation – Precious metals will trade both sides. Add more sell base metals now.

Friday's trading range: **(May 2019 future contract):**

GOLD: \$1305.00 to \$1287.50 **June** (Spot ranges \$1301.00 to \$1281.00)

SILVER: \$15.19 TO \$14.75 (Spot ranges \$15.20 to \$15.72)

COPPER: \$289.95 TO \$285.00

PALLADIUM: \$1350.00 TO \$1288.00

PLATINUM: \$853.00 TO \$833.00 **July 19**

INDEXES



On Thursday market moving higher as predicted in this week letter that confirms....

Remember this Feb 2018 statement – Now I will be watching 2550 level; if S&P closes below this level for the three days, then disaster will take place for stocks and S&P may test 2451. I may recommend closing long in stocks but lets see whether S&P will not close below 2550 or it bounce back from this level. I am not worried after

April but let's focus on April at this stage. If everything goes smooth, then we may see S&P testing 2900 every soon in 2018.

Friday's astro combination recommendation: Buy and hold positions, buy some short term call options for the next one weeks.

Friday's trading ranges: **(June 2019 Contracts)**

HONG KONG (cash) –29079 to 28707

NIFTY S&P (Spot) – 11678 TO 11519

NIKKEI – 21441 to 21165

CAC – 5199 TO 5159

DAX – 11579 TO 11459

DEX EURO STOXX – 3269 – 3225

FTSE – 7221 TO 7151

DOW e-mini – 25918 TO 25635

S&P e-mini – 2841.00 TO 2807.00

NASDAQ 100 e-mini – 7415 TO 7319



RUSSELL e-mini – 1551.00 TO 1529.00

TREASURY BOND



On Thursday Thirty Year bond gained value as predicted, more positive trend will come on Friday. Close 50% long if prices hit's 151-00 and 100% at 153-00 level.

This year in January, we stated: *We started recommending selling in Bond at 172-00 with first most important support levels at 137-00, which was achieved.*

Fridays astro combination recommendation – Hold long

in bond.

Friday's trading range (June 2019 contract):

TREASURY BOND – 150-29 TO 149.18

SOFT COMMODITIES



Finally softs...

Friday astro combination recommendations – Waiting period is ending today, so buy coffee, and hold long in cotton, cocoa and sugar.

Friday's trading range: (May 2019 Contract)

COFFEE: \$95.50 TO \$93.00

COTTON: 76.27 TO 75.00

SUGAR: \$12.70 TO \$12.41

COCOA: 2280 TO 2235

LUMBER: 377.04 TO 365.15

ORANGE JUICE: 126.55 TO 121.04

GRAINS



Same like softs, waiting period....

Friday astro combination recommendations – Must buy corn, wheat and soy.

Friday's trading range (May future 2019 contracts):

CORN: \$377.00 TO \$370.00

WHEAT: \$469.00 TO \$460.00

SOY: \$898.00 TO \$883.00

SOY MEAL: \$308.80 TO \$303.90

SOY OIL: \$28.89 TO \$28.33

ENERGY



On Thursday oil prices traded mix, most of other energy products remained in the mix directions....

Overall, in the last three years, this is what we stated:

So far, short-term trading has provided great returns in the last 18 months after my selling recommendation at \$97.00 mid-2014. You must remember what we mentioned two weeks ago. In 2001, we recommended buying oil at \$16.78 with a target of \$100 and higher. In August 2008, we recommended selling at \$145 with the

target of \$32.00. Once again in 2014 we recommended selling oil at \$100 with target of \$27.71. I couldn't ask more from nature.

Friday astro combination recommendations for oil – Trade in and out in oil and we still recommend buying natural gas.

Friday's trading range (May 2019 contracts):

OIL: \$59.96 to \$58.35

NATURAL GAS: \$2.75 to \$2.68

HEATING OIL: \$2.0001 TO 1.9475

RB GAS: \$1.9055 TO \$1.8325

CURRENCIES



On Thursday dollar moved higher against Pound, Euro and Australian dollar. Emerging market currencies also traded negative in the morning hours but they bounced back in the late trading sessions. Like Real tested 3.998 and recovered to 3.93, and Rand tested 14.75 and recovered to 14.50 level.

I am....



We stated this four months ago and are keeping the same recommendations - Great selling in euro around 1.2488 to 1.2555, Pound 1.3988 to 1.4375, Canadian 0.8188, and Australian dollar 0.8098.

Friday astro combination recommendation – Trade in and out, sell USD Index at 97.18 level, same time buy emerging market currencies, Pound and Australian dollar

on Friday and Monday.

Friday's trading range: (June 2019 future Contract)

DOLLAR INDEX – 96.90 to 95.47 March Future

AUSTRALIAN DOLLAR – 0.7118 to 0.7060 (Spot 0.71035 to 0.7048)

CANADIAN DOLLAR – 0.7480 to 0.7431 (Spot 0.7461 to 0.7417)

BRITISH POUND – 1.3173 to 1.3063 (Spot – 1.3111 to 1.2995)

EURO – 1.1339 to 1.1255 (Spot – 1.1263 to 1.1183)

JAPANESE YEN – 0.9128 to 0.9061 (Spot 0.9070 to 0.9001)

SWISS FRANC – 1.0160 to 1.0088 (Spot 1.0080 to 1.0012)

USD/Japanese Yen - (Spot – 110.85 to 109.98)

USD/Franc - (Spot) – 0.9969 to 0.9915

New Zealand Dollar (Spot) – 0.6819 to 0.6753

USD/RUPEE – 69.35 to 68.79 (Spot)

USD/RAND – 14.73 to 14.48 (Spot)

USD/REAL – 3.92 to 3.85 (Spot)

USD/PESO – 19.45 to 19.26 (Spot)



London	23:16	Rio de Janeiro	19:16	New York	18:16	Los Angeles	15:16	Sydney	8:16
Tokyo	7:16	Shanghai	6:16	Bangkok	5:16	New Delhi	3:46	Dubai	2:16

Thanks & God Bless, Mahendra Sharma

28th March 2019, 3:00 PM, Santa Barbara

This is what we stated: From the 7th of May 2018, fall predicted from \$1355, we targeted price \$1209 to \$1182. October 2018, we called bottom out for the short term.

In the months of Jan to March 2018 Short recommended in Copper at \$330, Zinc 3355, Lead and Nickel. We predicted 20% to 30% or more correction in these base metals.

Small part from past Flashnews:

Remember this what we stated on the 22nd of September 2016: **Gold will struggle to move above \$1348 and silver \$20.28**; these are the selling levels in both these precious metals but remain as a day trader for this week.

This is what we mentioned on the 11th of August 2016: **Higher side in gold can rise maximum \$15 from current level of \$1348 and lower side more than \$300 by end of February 2017. Sell more NUGT around \$178 and JNUG around \$320; these levels were the previous highs last month. Add more buying in DUST.**

From stock market sections:

INDEXES:

This is what we mentioned on Tuesday, the 25th of January 2016: *Tuesday will be a great time to acquire positions in the emerging markets as well as in the European markets. If what we are seeing happens then S&P should move towards 1936 or even higher and down side, it won't go below 1844 or it won't close below 1862 level.*

On last week Thursday and Friday S&P closed higher and finally settled at 1901 levels. Those who have been following our works for decades must know how important our astro support and resistance levels are. Last year also the lower side astro resistance was 1827, and the higher side 2088. Both these levels played a very important role for the market. So far the support level of 1821 played an important role on Wednesday and we are hopeful that S&P won't go below this level in the year 2016 and that the astro support and resistance levels continue playing an important role.

This is what we mentioned the 18th of Jan 2016: *On Friday investors experienced a nightmare. It was day that no investor likes to see because on this kind of day the trading accounts of longer term investors are always deep in the red. In 2000 when the tech stocks crashed we never recommended any buying to investors because the astro cycle was negative for two years and it was clear that the market may remain down for the next two years. In 2008 crash which we predicted, we were also aware that the market would rebound from the 26th of February 2009. We recommended that the market would bottom out on the 6th of March 2009 and that investors should start accumulating stocks keeping in mind that they have to hold them for five years and that they would make a fortune. We strongly recommended, not to focus on the daily volatility and keep busy accumulating quality stocks. This proved to be very accurate advice.*



This is what we mentioned on Monday, the 8th of August: Billions of dollars follow our predictions closely so some support always comes around our predicted levels. 12th February 2016, S&P moved more than 360 points rally which no one expected.

This is what we mentioned on the 29th of February: At this stage we are expecting that the Indian market will perform, so this is a great time for international investors to put money in the US market as Rupee is at a historic low and the market has already corrected 26% from higher levels. Brazil and China have also performed negatively and it looks like a big turnaround is on the way from this week. It is time to build some aggressive positions in **BRZU at \$9.30, YINN \$10.65, and INDL \$8.40**. We recommended buying these ETF's before at higher levels and we are still recommending holding on to old positions and adding more positions at current levels. Watch emerging market currencies because any turn around in **Brazilian Real can push BRZU toward \$39.00 from 9.30**. S&P closed above 1938 and if it closes above 1938 for more than two days then expect it to move towards 1988 during this week or next week.

Two weeks ago we predicted that 1864 is a great buying level with the first target of 1938 and 1988. The first target got achieved very quickly and the second target will get achieved soon and after that our most important astro resistance level will be 2088, which has played a crucial role in keeping the bull away to move above 2088 for the last 16 months.

Thirty Year Bond

This is what we mentioned on the 10th of September: *Tuesday Thirty Year Bond gained value, and same indicating on Wednesday. Fed may leave rate decision sideline which can push bond toward 168/169. Rate hike may bring prices 162 level. Overall trend is negative so get ready to sell on any rise if FED refuse to hike.*

In the last ten weeks' bond prices came down from 176 to 165 as predicted and our longer-term view is very negative so keep building sell positions on any rise.

By the end of this year we may see 162-25 and 157. Stay long in TTT, TBT and TMV.

Energy:

This is what we stated on Monday, the 17th of April: *ERX lost more 5% value and if ERX trade below \$30.00 then there are chances that it will test \$25.50 level which means oil prices will trade negative in coming time.*

Once again oil will try to test \$54.78 but if this week it fails then we may see \$47.00 level once again. Major astro support point is \$49.88 level. RB Gas and HEATING OIL will follow oil.

On Monday oil prices will trade mix to negative but in USA trading one can take small buying, if oil fail to rise on Tuesday then expect major corrections in once again in coming time.

On Monday Natural gas will trade mix and prices will move both sides, trading in and out will remain best strategy in gas on Monday. Sell or short around \$3.38 level.



This is what we mentioned on the 8th of January - *Natural gas went down sharply as predicted and tested \$3.16 from \$3.83, and the volatile trend will continue in GAS so trade carefully. Oil will only be able to move higher if it closes above \$54.78 for three days which we don't see happening.*

Energy stocks traded mixed. ERX is unable to move above \$43.00 and oil above \$54.78 which is not a good sign for the energy market.

We are not changing any of the predictions we mentioned on the 3rd of June: Same kind of positive, RB GAS and heating oil also moved higher. Natural gas traded mix. ERX have been hanging around \$29.00 level and it must close above \$33.00 level to give bullish signal in energy stocks which we don't see at this stage moment.

Oil has been failing to close above \$48.88 level but same time it is not closing below 48.88 level as well. If oil closes above \$48.88 for three days, then the next price level of \$52.55 may get achieved. At this stage some selling is recommended around \$48.88 level and on the down side the important level to buy is at \$44.55. Oil prices have gained almost 70% from \$27.71 which we called the perfect bottom for oil.

This is what we mentioned on the 2nd of February: Many are predicting oil remaining in the teen's, but we do not see oil going below \$27.71, so I hope those who are targeting \$21 are doing their research well. Higher side it will struggle to move above \$35.18 levels, and if it does than \$44.55 is next target with \$48.88 selling level.

Natural gas lost a lot of value from our recommended selling price of \$2.44. today it closed around \$2.03. One can start acquiring very small positions in natural gas around \$1.72 and below.

This is what we mentioned in our book "2016 Financial Predictions" in oil's section:

IMPORTANT NOTE: *As most of you are aware our view for energy has been very negative since June 2014. The overall trend in energy prices will remain negative so we do not recommend adopting long term positions. This means that do not take any trades earlier in the year and continue holding them for the rest of the year, because the higher side in oil will remain limited. There will be better opportunities to make money by trading in and out. Heating oil and RB gas will follow oils trend, so during this year we may see oil moving towards \$48.50 or \$52.95, and on the down side it may hold \$34.55. If it closes below \$35.55 for three days then there are chances that oil prices could fall towards \$29.65. Traders should take advantage of buying short term call options before any of the above-mentioned cycles start, and also book profit quickly before the positive cycles end.*

Energy stocks will trade mixed without any major movement, so longer term investors should not be putting any money in energy stocks. Any sharp rise should be taken as a profit booking opportunity if you are holding any energy stocks.

Natural Gas' trend will remain positive during 2016, so one can stay long in Natural Gas in the year 2016. However, it is very important to remember to keep booking profit before any of the above mentioned negative cycles start. Overall, Natural Gas will outperform oil in the year 2016.

For short term strategies and price targets please follow our weekly and daily newsletters.



Ninth Cycle:

From the 26th of November to 31st of December 2016 - During this cycle, we see positive momentum coming back in the energy markets; oil prices will form a bottom, and oil stocks will also act positively. Even though this is a positive cycle, the higher side will remain limited. Natural gas and RB gas will move sharply higher during this period.

Energy trading ranges for 2016:

Crude Oil: \$52.95 to \$29.78 (As predicted last year, oil may hold the \$30.00 level, and if it trades below that for five days, then there's a possibility that it could test 2002's low of the \$27.78 level)

Natural Gas: \$2.88 to \$1.82 (higher side \$3.57 if it cross \$2.88)

Look at accuracy levels about oil that we predicted in the book.

This is what we stated Monday, the 31st of Oct 2016: *Friday oil, heating oil and RB Gas traded negative as predicted. Energy stocks also went down but gas traded mixed. On Monday, oil will trade negative; stay sidelined or those who are holding shorts can continue holding and cover some around \$47.50. If oil starts trading below this, then expect \$46.75 to \$44.88 level, cover all shorts at \$44.55 level. Heating oil and RB Gas will trade negative or will follow oil. On the higher side, oil will struggle to remain above \$49.88 level which is the most important astro resistance level.*

Natural gas will trade on both sides without any clear directions so avoid trading but on the lower side one can buy GAS for Tuesday. Don't touch energy stocks as they will keep struggling.

This is what we mentioned on Friday, the 2nd of Sept 2016: *On Thursday oil, heating oil and RB Gas prices went down sharply lower and weakness will continue Friday. One can cover 50 to 70% shorts around \$42.61 level in oil and 100% around \$41.78, so one can cover positions in heating oil and RB Gas on Friday.*

This is what we mentioned Monday, the 21st of December 2015: *Last week energy traders remained very nervous as they felt like abandoned by the bigger financial institutions and other large energy investors, but the truth is that every energy trader or investor is badly stuck energy trades.*

In 2008 we predicted a crash in oil from \$145 and in 2009 we predicted that it had bottomed out at \$33.00 level. That prediction provided great returns those who invested in oil and energy stocks. Now once again after the prediction of oil falling in 2014, since the last two weeks we have been predicting that oil would form a bottom around \$34.55 level so watch this prediction closely. I am not saying that oil won't fall below \$34.55 level but surely those who will buy around this level may be rewarded handsomely.

Maximum fearful days: According to the current astro cycle we see another 12 volatile or fearful trading days are pending but the down side is limited.

This is what we mentioned on the 27th of August 2015: *If oil trades below \$47.00 for two days then there are chances it could retest our magic support figure of \$44.55. If it starts trading below \$44.55 then next level \$38.50 so avoid buying positions.*



We are not recommending any buying in heating oil and RB gas, also one should avoid buying any energy stocks.

This is what we mentioned on the 27th of April 2015: *Adopt trading in and out strategy in energy, **but don't take any shorts in oil, heating oil or RB Gas. Sell some energy stocks.** Energy stocks will trade mixed without any major move so one can get ready to sell energy stocks. Higher side it is possibility that oil may see \$63.80 level, if its hold \$57.00 level. Keep adding positions in Natural gas around \$2.55.*

This is what we mentioned on the 5th of March 2015: *Oil shouldn't break \$47.00 level this time, if it does then surely scary time is coming ahead for energy investors. On Down side oil will hold \$47 and on the higher it will have a difficult time crossing above \$55.78 so watch these levels closely.*

Watch our higher side target \$55.78 to short and \$44.55 to aggressive buy. Stay away from energy stocks. Small support for oil is \$47.00. ERX won't be able to move above \$70.00 level, so selling is recommended in energy stocks when ERX reaches to \$70.00.

This is what we mentioned on the 3rd of January 2015: ***On our predicted lower side target of \$44.55 is coming closer so one can cover 100% short positions and may be buy very small trade but I won't be buying as I would like dust to settle. RB Gas, heating oil and natural gas lost value as well on Monday. Don't buy RB Gas and heating oil but surely natural gas can be bought around \$2.71.***

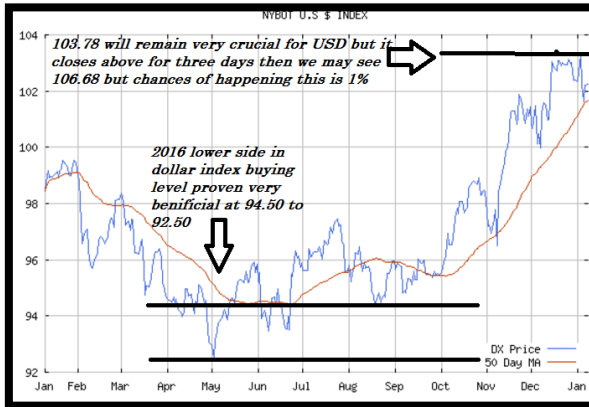
This is what we mentioned on the 23rd of December 2014: ***Oil can only get lower if it close below \$54.40 for three days, if it does then it will hit \$45.20 but chances of happening this is very less.***

This is what we mentioned on the 11th of December 2014: *Wednesday our fear proven very true, we strongly recommend to stay away from oil. When oil broke \$92.88 we recommended sell oil and get out from all energy product, when it broke \$88.88 we predicted it is reaching toward \$64.20. Two weeks back we mentioned that if oil falls below \$64.20 then chances are that it may move toward \$57.80 level. Most important level will be \$54.40.*

This is what we mentioned on the 5th of December 2014: ***Oil and other energy products lost more value on Friday as predicted. We are not recommending any buying in energy stocks, oil, RB gas and heating oil. Natural gain gained value from the lower levels on Friday as predicted.***

On Monday the higher side will remain limited, and if oil closes below or trades below \$64.00 for more than seven hours then expect \$57.90 levels in the short term. Selling is recommended in energy and energy stocks on Monday. It looks like oil is getting ready to break \$60.00 so stay short or add selling on any fall.

Currencies:



This is what we stated on the 4th of January, 2017: We don't see dollar index going above 103.78 level so watch closely and closing below 102.55 will push dollar toward 101.55 level. Most of currencies gained nice value on Wednesday, emerging market currencies had best day. On Thursday, most of currencies will trade both sides, buying is recommended on lower sides in most of currencies so don't miss opportunity.

Buy Pound, Yen, Australian dollar and Canadian dollar. Also buy Franc and Euro without fear.

Astro cycle changed late today on 3rd January so safe buying in all major currencies against USD.

Dollar closing below 102.75 will confirm that it would test the 101.55 level this week.

We are not changing any predictions in currencies of what we mentioned on Monday, the 31st of October 2016: Once again tested 99.00 level but then sharply came down from the middle of the trading sessions. We are still recommending to keep building positions in USD around 99.00 level. On Monday, we still recommend buying Euro and other currencies around the lower side, or selling USD around the higher side level. On the down side USD may hold 96.71 level so watch this level closely. Euro can move up to 1.1111 level in this week, so book profit if it goes there.

On late Monday, the Scorpio Moon will bring both sides volatility. On Wednesday, the FED will announce decisions and due to the Scorpio Moon traders will get confused. Trade light or just trade in and out in currencies but medium term traders can hold selling positions in USD.

Stay short in Yen but one can cover Japanese Yen as it may move towards 0.9525 to 0.9250 level at this stage.

This is what we mentioned on Monday, the 29th of August 2016: We see Euro holding 1.1055 level and Pound 1.2925 level. We don't see it falling below 0.9410 level and on the higher side it will have a difficult time to move above 1.0198 level. For USD index 97.00 to 97.50 level will play the role of a Wall for dollar which dollar may not be able to breach at this stage, or maybe even for the next six weeks, and on the down side USD may test 92.50 level.

This is what we mentioned last Monday, the 25th of July 2016: This is what we mentioned on Wednesday, the 13th of July: Any rise shall be taken as selling opportunity in Yen, in the next two months we can 900 pips in Yen or it will easily come down to 0.9200 level very soon. We don't see Yen moving above 0.9878 level and in the worst case scenario 1.0000 will be maximum side.

Friday USD tested 97.50 level and this is an important level. Dollar may keep testing this level during this week. **We don't see Euro going below 1.0923 and Pound 1.2988 level.** Pound should be in your aggressive buying list until it holds this level.

On Monday, the 11th of April 2016 we stated: Last week USD traded negative, and lost value against most of currencies. There are still chances that USD may test 92.50 level so watch USD trend closely, and start taking positions at 92.50 level.



Emerging market currencies have done very well and it's time to close positions if you are short or medium term traders. Rupee won't fall much so don't short Rupee but surely Rand, Real, Peso and Rubble will lose some value from middle of Monday.

Australian won't hold above \$0.7725, Canadian dollar 0.7900, Euro 1.1475, Franc 1.0555, and Yen 0.9288 level.

This is what we mentioned last Thursday: Pound is ready for 1.4123 mark. Sell Pound and add more Swiss Franc sell.

We are not recommending any new short in Euro, surely one can acquire some positions in Euro for the short period of time.

Emerging market currencies are getting ready to for bottoms expect few won't be trust like Rand and Rubble. Wednesday we see many currencies gaining some value but stay away from Pound, Canadian and Franc as they can keep making new lows so hold positions with 3% more corrections.

This is what we mentioned on the 22nd of December: Euro will struggle to move above 1.1075 and may hold value 1.0725 so watch these both levels closely.

This is what we mentioned on the 23rd of April 2015: The Medium and longer term trend is still very positive for USD but for the short term a mix to bit weaker trend indicated. USD Index have achieved our target of 100 and now down side 95.00 or at worst case 90.00 level will be great buying.

Dollar is our longer-term buying trade so we won't recommend shorting dollar, we recommend buying USD on any weakness. Euro higher side 300 pips and lower side more than 3000 pips. We don't see USD index going below 95.00 levels.

Remember this what we mentioned on the 5th of March 2015: Currency war has nothing to do with USD Friday USD gained value as predicted. Medium- and longer-term outlook is very positive. As stated dollar will have some difficulty crossing above 95.50 level for the short term but if dollar will break 95.50 then it may move towards 102.70 later this year. On the other hand euro will move towards 1.0730 to 1.0388. At this stage one should start covering all shorts in currency.

Sell Euro around 1.1730 to 1.1788 and Franc 1.0988.

This is what we mentioned on Monday, the 15th of Jan 2015: Most fund managers and market advisors are still analyzing the after effects of a rocking Swiss Franc on Swiss National Bank. I just finished one interview from Switzerland and they are too excited about Swiss Franc's move. Our view was very simple, we recommended that it will not be able to hold above 1.2270 level so if Franc moves to 1.2270 then it will be time to sell as it will going to go back to par levels.

This is we mentioned on the 2nd of October: On Thursday USD will trade mixed so we strongly recommend booking 100% profit in all short positions in euro, Pound, Franc, Yen and Australian dollar. Euro has moved down more than 1000 pips, Franc moved 750 pips, and Yen 4000 Pips. We will wait for few days before we put out a new strategy so wait for our weekly newsletter.

Remember, this is what we mentioned in the month of July: At this stage USD is trading in a positive direction without any break since the last three weeks. Finally, it is reaching a most crucial level because once it breaks 81.78 then the nonstop upside journey will start in USD. Also euro falling below



1.3355 level will bring huge corrections. I am waiting for USD to close above 81.78 because then USD will move like wild fire toward 87.88.

This is what we mentioned in the month of May (2014): Keep adding USD on any weaknesses on Tuesday or around 79.50. Sell Euro around 1.3988, and Swiss Franc around 1.1470. Emerging market currencies will trade a bit weaker or sideways from Tuesday. We strongly recommend taking some buying positions in USD around 79.50.

In this year's book "2015 financial predictions" we predicted the "final bear cycle in the market from the 27th of July to the 15th of August 2015". Yes, the Sun can bring some uncertainty, but take this uncertainty as a buying opportunity at the same time in 2015 in the month of August.

Watch the 2088 level for S&P, as it is most tough astro resistance of 2015. In April when markets were falling, we predicted S&P won't go below 1825, and by the 15th of June, S&P would achieve 1932 to 1955 and 1988.

In our 2015 book we mentioned that commodities will have worst year of 2015, and so far precious metals, base metals, grains and softs have been struggling and they will keep moving down in the second half. Dollar will perform amazingly well in 2015 so hold positions and money in USD.

Make wave of nature/astronomical cycle an integral part of your trading/Investment strategies!

www.mahendraprophecy.com



Reading daily range: When we predict a **weaker trend** it means prices can break lower side and they can trade below predicted lows. (You can cover short but don't buy extra at lower levels until our indicators give buy signal).

When we predict a **positive trend**, means daily price can break upside and they can trade higher than predicted price (you can book profit but don't short that market).

Copyrights: We have just updated the copyrights of our work on www.mahendraprophecy.com, under the USA and under international laws. There will be heavy penalties and legal charges against individuals, groups or firms who are copying, editing or forwarding our work in any form without authorized permission.

Members or Subscribers of mahendraprophecy.com should do their own research and due diligence before investing in any of recommendations. Investing in stocks, futures and options is very speculative and carries a high amount of risk. Subscriber may lose money trading and investing in such investment.

<http://www.mahendraprophecy.com/disclaimer.php>

<http://www.mahendraprophecy.com/privacy-policy.php>