

Daily Flashnews Letter

By

Mahendra Sharma

www.mahendraprophecy.com

Mahendra Inc.

www.mahendraprophecy.com

P.O. Box - 2521, Santa Barbara, CA - 93120, USA

Email: mahendra@mahendraprophecy.com

This document has been prepared by MahendraProphecy.com and is intended only for the person or entity to which is addressed to and may contain confidential and/or privileged material and is not for any type of circulation. Any review, retransmission, or any other use is strictly prohibited. **Please read our disclaimer before using any information contained in this newsletter.**

Edition: 4392

15 July 2016

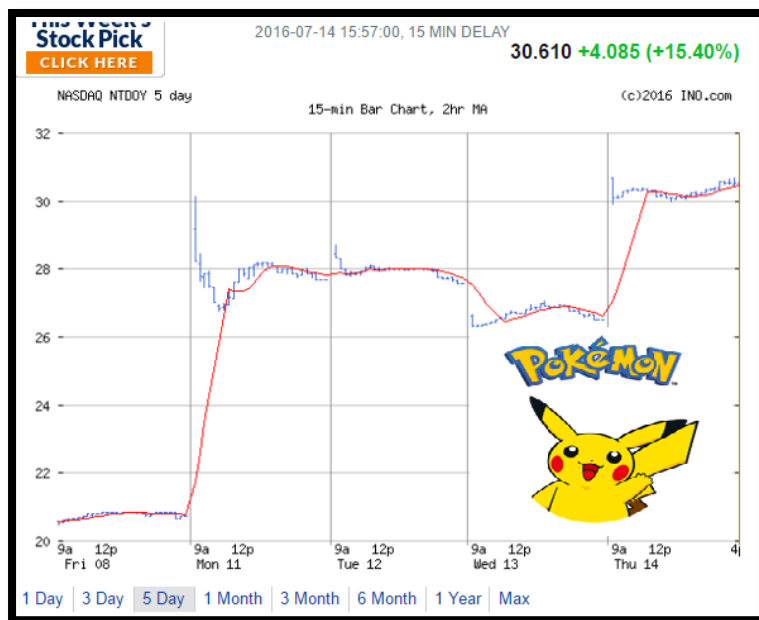
Friday Flash news (unedited copy)

Thursday's trend is market confirms that market have entered in to new era



Dear Members,

On Thursday markets moved sharply higher, which is great news according to astro cycle



because on any mix day market moving higher mean hidden forces are supporting with more forces. At this stage Pokémon game is spreading like fire, it made people crazy. Yesterday, I was in Burbank and watch people walking with phone to find Pokémon, I don't know what people or kids are having great time but surely investors minted money those who invested in stock call Nintendo. After releasing Pokémon, Nintendo stock went from \$20.00 to

\$30.00 during this week.

In the next few hours Scorpio Moon will start so tomorrow we may see some profit booking coming back in the last few hours of trading. If any market doesn't go down on Friday and Monday, then expect S&P to move toward 2275 level with in the no time.

Gold, dollar and Thirty Year bond lost value. Softs performed well compare to grains. S&P have achieved 2157 level, it touched 2068 level and closed at 2157 level which is important level.

Gold is holding well above \$1320 level; we can add more selling on any rise. Thirty Year prices falling sharply lower so stay away.

Here are the trading strategy and ranges for Friday:

GOLD/SILVER/BASE METALS

As predicted gold lost value, this week so far positive days are not able to support gold but so far gold is holding \$1321 level. Rest of metals are holding value. Metal stocks acted very well but surely those who are selling can make good money in the month of August.

On Friday we are still recommending trading in and out, surely middle of next week one can take aggressive sell in gold and other metals once one push on upside comes which may happen on either on Monday or Tuesday. Maximum higher side will be \$1348 level and silver \$20.78.

Stay long in Palladium, trade in and out in gold and silver. Platinum and copper will hold value. Stocks will trade mix.

This is what we mentioned on Monday: *Friday aggressive movement on both sides was clearly warning metal investors to stay away from short term trading because stop-loss order won't work in current conditions as they will hit both sides. Last week was a positive astro week as we mentioned in weekly newsletter.*

17 July is still one week away so trade carefully in metals. We recommend staying sidelined, we strongly recommend to read this week's weekly newsletter as well as last three weeks.

On Monday astro combinations are mixed to negative and normally we always recommend selling on the higher side with these kind of astro combinations but still we are not recommending any aggressive trading till 17 July. Adopt the trading in and out strategy in precious and base metals on Monday.

DUST is losing value non-stop, we recommend holding positions for the medium to longer term.

On the other hand, HUI will not be able to close above 279 level so watch this level closely. Also watch mining stock bull etfs NUGT, and JNUG, they are both moving sharply higher.

At this stage we recommend to take put options in Gold, silver, JNUG, NUGT and call in DUST for 2017, this trade can make you a fortune. Short for the few weeks stay sidelined.

Metals positive trend started from early this year and now gold is about to enter into negative cycle in three stages: 17 July, 12 August, and 29 September. We still believe that Gold is in a longer term bear cycle and will fall towards \$775 or lower in 2017 so wait on the side and we are sure you will get a great opportunity to make money.

After the second week of September no power on this planet can save gold from falling so watch this prediction closely. Take longer term PUT options if you believe in our predictions and we are sure you will mint money by February 2017.

Here is Friday's range: (September 2016 contract):

GOLD: \$1346.90 to \$1327.10

SILVER: \$20.48 TO \$20.07

COPPER: \$226.70 TO \$223.20

PALLADIUM: \$660.90 TO \$645.10

PLATINUM: \$1113.00 TO \$1098.00

INDEXES

On Thursday most of markets gained value. We recommend booking profit on higher side on Friday, if you are holding too many stocks then one can take small sell positions on higher sides because from middle of the day we may see some profit booking coming back and on Monday market may open negative.

If market doesn't giveaway gains on Friday and remain positive on Monday could bring be most powerful sign which can push S&P toward 2275 to 2375 without making any break but let's see behavior pattern of last two hours and the next Monday trend.

Trade in and out in most of markets on Monday.

This is what we mentioned Wednesday: *Monday and Tuesday most of markets traded positive as predicted. We are expecting some profit booking on Wednesday from higher sides, so short term traders can book some profit.*

Nikkei, Shanghai, Hong Kong Indian and USA market has limited down sides, so buy on lower sides. most of markets traded sharply higher.

S&P will struggle to cross 2157 level, but buy down side at 2117 level. Most of stocks will hold gain, few banking stocks will announce earning in the next three days and we are not expecting any exciting earning from banks so that may put some pressure.

*Trading in and out will be best strategy for the next three trading days. On late **Thursday evening Scorpio Moon is starting so sideline.***

This is what we mentioned on Monday: *On Tuesday positivity will continue, but I would like to see S&P closing above 2137 level so confirm that it is crossing 2150 this week.*

Stay long in most of markets and add more positions in Indexes around lower levels. Tuesday shall be positive day but closing negative will bring some selling pressure on Wednesday and Thursday. Stay long in tech and housing or real estate stocks.

We see a great rise of USA on each front so invest in USA because we still believe that S&P will hit 3200.

S&P closed above 2117, and this is one of the most important levels and we are confident that S&P may move towards 2157 level soon. On Monday we see most of equity markets remaining

positive. We recommend buying positions around the lower side in all major indexes. Stay long in real-estate and housing related stocks in USA and Europe. Tech and food will also move higher in USA.

This is what we mentioned on the 29th of February: At this stage we are expecting that the Indian market will perform, so this is a great time for international investors to put money in the US market as Rupee is at a historic low and the market has already corrected 26% from higher levels. Brazil and China have also performed negatively and it looks like a big turnaround is on the way from this week. It is time to build some aggressive positions in **BRZU at \$9.30, YINN \$10.65, and INDL \$8.40**. We recommended buying these ETF's before at higher levels and we are still recommending holding on to old positions and adding more positions at current levels. Watch emerging market currencies because any turn around in **Brazilian Real can push BRZU toward \$39.00 from 9.30**. S&P closed above 1938 and if it closes above 1938 for more than two days then expect it to move towards 1988 during this week or next week.

Two weeks ago we predicted that 1864 is a great buying level with the first target of 1938 and 1988. The first target got achieved very quickly and the second target will get achieved soon and after that our most important astro resistance level will be 2088, which has played a crucial role in keeping the bull away to move above 2088 for the last 16 months.

Here are Friday's ranges: **(September 2016)**

HONG KONG (cash) – 21751 to 20503

NIKKEI – 16811 TO 16455

NIFTY S&P (Spot) – 8605 TO 8528

CAC – 4311 TO 4341

DAX – 10125 TO 9983

DEX EURO STOXX – 2975 – 2941

FTSE – 6669 TO 6591

FTSE/JSE (Cash) – 46351 to 45921

S&P e-mini – 2165.75 TO 2048.25

NASDAQ 100 e-mini – 4605.00 TO 4571.00

RUSSELL e-mini – 1208.00 TO 1193.00

DOW e-mini – 18475 TO 18345

TREASURY BOND

On Thursday Thirty Year bond traded sharply lower as predicted. Those who shorted bond at 177 level can cover some positions around lower side level on Friday. Overall trend in Thirty Year will remain negative as we see rate rise will come aggressively in 2017.

Our predictions of Bond to start falling from 12 July, which worked well.

Finally, great amount of returns could be achieved in medium and longer term trades in TTT, TMV and TBT.

Friday's trading range **(September 2016 contract):**

TREASURY BOND – 174-03 TO 172-11

SOFT COMMODITIES

From this **Monday to Thursday** cotton moved big up as predicted. **I don't see cotton going above \$78.00 level so book profit.**

Selling is recommended in Sugar, cocoa and orange juice. On Friday **buy Lumber aggressively** as it may make multi year.

Stay long in coffee and lumber. Coffee prices can move toward \$159.00 level so don't short coffee at this level.

This is what we mentioned on Monday: *Buy cotton at \$65.00 as huge move is coming. Coffee has to remain above \$143 to move towards \$159 to \$178 level, so coffee must hold \$143 level.*

This is what we mentioned last week 26 May: We strongly recommend staying away from any short positions as sugar prices may move towards \$17.65 level and that will be the level to take some short positions with stop-loss of 17.89 and if Sugar start trading above \$17.89 for 26 hours than we may see \$19.98 level.

Coffee prices will hold value on the Down side so one can buy some positions in coffee on Monday. \$128 level will play the resistance level. On the other hand orange juice will move higher but we don't see it moving above 165.00 level so close all positions if you have any in Juice.

Stay short in cocoa and buy coffee as prices will hold \$122 level.

Remember what we mentioned in February 2016 - Coffee will struggle to close above \$118 and \$128. The maximum down side is \$112 or \$109. One can start accumulating coffee with



target of \$128. Cotton will struggle to close above \$64.88 and on the down side one can buy around \$57.50. Sugar selling is recommended at \$16.65 buying around \$12.78 to \$12.50 is recommended.

Friday's trading range: **(July 2016 Contract)**

COFFEE: \$152.55 TO \$149.45 Buying recommended at \$112.50 and \$118.00

SUGAR: \$20.28 TO \$19.61 First bought at \$12.78 – Now book profit above \$19.98

COTTON: 75.91 TO 73.05 Buy recommended at \$65.00

GRAINS

On Thursday soy and meal lost big value as predicted, we enjoyed recommending short soy from \$1211 level and every move in grains we were able to predict with great accuracy since last five years.

On Friday one can trade in and out and keep adding corn and wheat. Stay away from Soy oil for the few days.

Last week on 9 June, we stated - *Buying recommendations in soy and meal from November 2015 have done very well. Corn will struggle to move above \$451, Soy \$1211, and Soy meal \$435; these are the levels to sell.*

This is what we mentioned on the 2nd of March 2016: Buy May/Sep 2016 call options in wheat, corn and soy. An interesting trend will develop any time in grains so you must have some positions in grains. 3 March is the turnaround day for grains so plan your trades accordingly. Short term traders can trade in and out.

The lower side in Soy, soy oil, corn and wheat is limited from current levels, not more than 2%; but on the higher side we see 5-7% positive moves. **We don't see corn going below \$354, wheat \$455, soy \$845, Soy oil \$29.70 and soy meal \$260.**

Friday's trading range **(July 2016 contracts):**

CORN: \$364.50 TO \$348.25

WHEAT: \$444.00 TO \$427.00

SOY: \$1097.00 TO \$1163.00

SOY MEAL: \$378.90 TO \$363.00

SOY OIL: \$31.11 TO \$30.41

ENERGY

On Thursday oil, heating oil and RB Gas gained some value from lower ranges but failed to make any big move. Energy stocks traded mix.

On Friday we recommend selling oil, heating oil and RB Gas on higher sides as it mix day and prices oil will lose value and on Monday oil and other energy futures will lose value. Trade in and out in gas. Stay away from energy stocks.

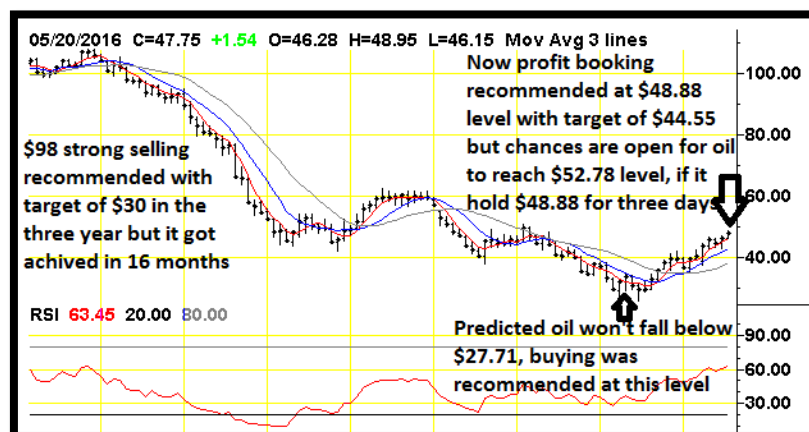
Crude oil is heading toward \$44.55, to \$42.38, so far it has been holding \$44.55 astro support level but higher side it will struggle to move above predicted higher levels. Once it start trading below \$44.55 then it may break \$40.00 level.

This is what we mentioned Monday: *Oil lost value during last week and our recommendation of selling did very well. On Monday we recommend selling oil, heating oil and RB Gas at the higher side value mentioned here below so trading in and out is recommended on Monday with selling on higher sides.*

At this stage on the down side some astro support point will be at \$44.55 and \$42.38 level, we are just recommending covering some shorts but no new buying is recommended. We don't see oil holding above \$47.00 level now and on the down side in medium term we may see \$38.78 level in the oil during the next two months.

Natural gas will trade both sides, energy stocks will do same.

We are not changing any of the predictions we mentioned on 3 June: Same kind of positive, RB GAS and heating oil also moved higher. Natural gas traded mix. ERX have been hanging around \$29.00 level and it has to close above \$33.00 level to give bullish signal in energy stocks which we don't see at this stage moment.



Oil has been failing to close above \$48.88 level but same time it is not closing below 48.88 level as well. If oil closes above \$48.88 for three days, then the next price level of \$52.55 may get achieved. At this stage some selling is recommended around \$48.88 level and on the down side the important level to buy is at \$44,55. Oil prices have gained almost 70% from \$27.71 which we called the perfect bottom for oil.

This is what we mentioned on the 2nd of February: Many are predicting oil remaining in the teen's, but we do not see oil going below \$27.71, so I hope those who are targeting \$21 are doing their research well. Higher side it will struggle to move above \$35.18 levels, and if it does than \$44.55 is next target with \$48.88 selling level.

Natural gas lost a lot of value from our recommended selling price of \$2.44. today it closed around \$2.03. One can start acquiring very small positions in natural gas around \$1.72 and below.

A few past important predictions and levels for energy of the daily Flashnews are at the end of this letter.

Friday's trading range (All August 2016 contracts):

OIL: \$46.88 to \$45.33

NATURAL GAS: \$2.77 to \$2.66

HEATING OIL: \$1.4391 TO 1.3925

RB GAS: \$1.4441 TO \$1.4075

CURRENCIES

On Thursday USD lost value, Yen also lost value as predicted. Pound and emerging market currencies gained value. On Friday we see mix kind of trend is indicating in currencies but Yen and dollar will keep losing value against emerging market currencies, Australian dollar, Pound and Euro. Book profit in Pound around 1.3400 if you have bought at 1.2880 level.

On Monday dollar and Yen may gain some value.

This is what we mentioned yesterday: *Wednesday dollar will lose value from higher side so selling is recommended in USD. Australian dollar, Pound and Euro traded positive.*

On Thursday add more selling positions in Yen. From USA trading session Dollar will start losing value. Emerging market currencies shall be in buying list, add more aggressive positions in emerging market currencies.

Japanese Yen have lost value on Monday and Tuesday and any rise shall be taken as selling opportunity in Yen, in the next two months we can 900 pips in Yen or it will easily come down to 0.9200 level very soon.

Dollar index will struggle to remain above 97.00 level.

Remember this - Dollar will struggle to move above 96.50 to 97.00 levels so keep this in mind. Buy Australian dollar, Euro and Franc on lower sides and book profit on higher sides.

We don't see Yen moving above 0.9878 level and we stay above 1.000 level, and in the worst case scenario with target of 0.9188 to 0.8828 level in the next two months so one can start selling Yen.

On Monday, the 11th of April we stated: *Last week USD traded negative, and lost value against most of currencies. There are still chances that USD may test 92.50 level so watch USD trend closely, and start taking positions at 92.50 level. Euro and Franc may hold value on Monday*

but most of the other currencies will lose value against USD from middle of Monday so great time to sell positions in most of other currencies.

Emerging market currencies have done very well and it's time to close positions if you are short or medium term traders. Rupee won't fall much so don't short Rupee but surely Rand, Real, Peso and Rubble will lose some value from middle of Monday.

Australian won't hold above \$0.7725, Canadian dollar 0.7900, Euro 1.1475, Franc 1.0555, and Yen 0.9288 level. Wednesday will be right day to build some short for medium term positions in these currencies.

A few of the past important predictions and levels for currencies of the daily Flashnews are at the end of this letter.

Friday's trading range: (Septembre futures)

DOLLAR INDEX – 96.39 to 95.81

AUSTRALIAN DOLLAR – 0.7635 to 0.7565

CANADIAN DOLLAR – 0.7798 to 0.7717

BRITISH POUND – 1.3441 to 1.3221

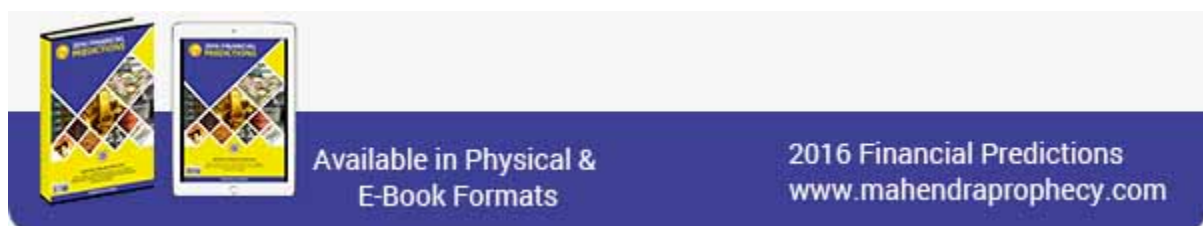
EURO – 1.1178 to 1.1082

JAPANESE YEN – 0.9621 to 0.9455

SWISS FRANC – 1.0280 to 1.0181

RUPEE – 66.91 to 66.52 (Spot)

RAND – 14.35 to 14.12 (Spot)



Available in Physical & E-Book Formats

2016 Financial Predictions
www.mahendraprophecy.com

Click here to buy: <http://www.mahendraprophecy.com/2016-financial-predictions-book.php>

Thanks & God Bless, Mahendra Sharma

14 July 2016, 03.11 PM, Santa Barbara

Some past important notes and important ranges from our daily flashnews:

From few past Flashnews - important commentary:

This is what we mentioned on the 18th of Jan 2016: *On Friday the sharp fall in all the major global markets created so much panic and dented every stock investors account. Fear was spreading and traders started dumping everything they were holding without trying to find out the reason behind what was happening. I received many emails, some saying that S&P will retest 1812, others said that S&P was going to move towards 1650, and many even targeted 1100, the price from where this entire rally started.*

Let me admit that when I read all these emails, even my confidence was shaken and for the few seconds I thought "What is going to happen to most of my members who have been trusting my view and making investments on my view?" There is no doubt that most of our followers accounts must have gone into the deep red.

After I started doubting my view for a few seconds I decided to check whether I was making any mistake in my reading of the astro cycles because if S&P goes to 1650 or 1100, many will lose a fortune. So, I started studying the market one more time to find out that if I was missing anything in my theory.

There is no doubt that till 21 January we don't have a positive view for the market but surely we never saw this kind of weakness in the market. This clearly says that after the 21st of January it will be the testing time for our theory. In our study, except for this current volatility we don't see anything that could bring a crash in this market.

Most of the global markets are very close to the lower side ranges in the books and the higher side from here is 20-30% for many of the markets. If this comes true, then surely most of our follower's will make a fortune. However, to make a fortune most of our members have to survive first without taking any more damage to their accounts.

INDEXES:

This is what we mentioned on Tuesday, the 25th of January: *Monday the market witnessed profit booking and Tuesday will be one of the best days to add more positions in the market around the lower side without any fear because after making Wednesdays low (What we are taking as 2016's low), Tuesday's low will be the second higher low of 2016.*

All the major markets are ready for a monster rally so this will be one of the best time to make money for the short term. Buy quality stocks, indexes and short term calls and we are sure that you will be rewarded handsomely by Friday. Within the next six weeks you will be way ahead.

Tuesday will be a great time to acquire positions in the emerging markets as well as in the European markets. If what we are seeing happens then S&P should move towards 1936 or even higher and down side, it won't go below 1844 or it won't close below 1862 level.

On last week Thursday and Friday S&P closed higher and finally settled at 1901 levels. Those who have been following our works for decades must know how important our astro support and resistance levels are. Last year also the lower side astro resistance was 1827, and the higher side 2088. Both these levels played a very important role for the market. So far the support level of 1821 played an important role on Wednesday and we are hopeful that S&P won't go below this level in the year 2016 and that the astro support and resistance levels continue playing an important role.

If we are not making a mistake in our reading of the astro cycles, then the negative time cycle for most of the financial markets has ended. Now is a great time to make money because the bullish cycle has already started from most of the equity markets.

This is what we mentioned the 18th of Jan 2016: On Friday investors experienced a nightmare. It was day that no investor likes to see because on this kind of day the trading accounts of longer term investors are always deep in the red. In 2000 when the tech stocks crashed we never recommended any buying to investors because the astro cycle was negative for two years and it was clear that the market may remain down for the next two years. In 2008 crash which we predicted, we were also aware that the market would rebound from the 26th of February 2009. We recommended that the market would bottom out on the 6th of March 2009 and that investors should start accumulating stocks keeping in mind that they have to hold them for five years and that they would make a fortune. We strongly recommended, not to focus on the daily volatility and keep busy accumulating quality stocks. This proved to be very accurate advice.

Energy:

This is what we mentioned Monday, the 21st of December 2015: Last week energy traders remained very nervous as they felt like abandoned by the bigger financial institutions and other large energy investors, but the truth is that every energy trader or investor is badly stuck energy trades.

In 2008 we predicted a crash in oil from \$145 and in 2009 we predicted that it had bottomed out at \$33.00 level. That prediction provided great returns those who invested in oil and energy stocks. Now once again after the prediction of oil falling in 2014, since the last two weeks we have been predicting that oil would form a bottom around \$34.55 level so watch this prediction closely. I am not saying that oil won't fall below \$34.55 level but surely those who will buy around this level may be rewarded handsomely.

Maximum fearful days: According to the current astro cycle we see another 12 volatile or fearful trading days are pending but the down side is limited.

This is what we mentioned on the 27th of August 2015: If oil trades below \$47.00 for two days then there are chances it could retest our magic support figure of \$44.55. If it starts trading below \$44.55 then next level \$38.50 so avoid buying positions.

We are not recommending any buying in heating oil and RB gas, also one should avoid buying any energy stocks.

*This is what we mentioned on the 27th of April 2015: Adopt trading in and out strategy in energy, **don't take any shorts in oil, heating oil or RB Gas. Sell some energy stocks.** Energy stocks will trade mixed without any major move so one can get ready to sell energy stocks. Higher side it is possibility that oil may see \$63.80 level, if its hold \$57.00 level. Keep adding positions in Natural gas around \$2.55.*

This is what we mentioned on the 5th of March 2015: Oil shouldn't break \$47.00 level this time, if it does then surely scary time is coming ahead for energy investors. On Down side oil will hold \$47 and on the higher it will have a difficult time crossing above \$55.78 so watch these levels closely.

Watch our higher side target \$55.78 to short and \$44.55 to aggressive buy. Stay away from energy stocks. Small support for oil is \$47.00. ERX won't be able to move above \$70.00 level, so selling is recommended in energy stocks when ERX reaches to \$70.00.

This is what we mentioned on the 3rd of January: ***On our predicted lower side target of \$44.55 is coming closer so one can cover 100% short positions and may be buy very small trade but I won't be buying as I would like dust to settle. RB Gas, heating oil and natural gas lost value as well on Monday. Don't buy RB Gas and heating oil but surely natural gas can be bought around \$2.71.***

This is what we mentioned on the 23rd of December: ***Oil can only get lower if it close below \$54.40 for three days, if it does then it will hit \$45.20 but chances of happening this is very less.***

This is what we mentioned on the 11th of December 2014: *Wednesday our fear proven very true, we strongly recommend to stay away from oil. When oil broke \$92.88 we recommended sell oil and get out from all energy product, when it broke \$88.88 we predicted it is reaching toward \$64.20. Two weeks back we mentioned that if oil falls below \$64.20 then chances are that it may move toward \$57.80 level. Most important level will be \$54.40.*

This is what we mentioned on the 5th of December 2014: ***Oil and other energy products lost more value on Friday as predicted. We are not recommending any buying in energy stocks, oil, RB gas and heating oil. Natural gain gained value from the lower levels on Friday as predicted.***

On Monday the higher side will remain limited, and if oil closes below or trades below \$64.00 for more than seven hours then expect \$57.90 levels in the short term. Selling is recommended in energy and energy stocks on Monday. It looks like oil is getting ready to break \$60.00 so stay short or add selling on any fall.

Currencies:

This is what we mentioned last Thursday: *Pound is ready for 1.4123 mark. Sell Pound and add more Swiss Franc sell.*

We are not recommending any new short in Euro, surely one can acquire some positions in Euro for the short period of time.

Emerging market currencies are getting ready to for bottoms expect few won't be trust like Rand and Rubble. Wednesday we see many currencies gaining some value but stay away from Pound, Canadian and Franc as they can keep making new lows so hold positions with 3% more corrections.

This is what we mentioned on the 22nd of December: *Euro will struggle to move above 1.1075 and may hold value 1.0725 so watch these both levels closely.*

This is what we mentioned on the 23rd of April 2015: *The Medium and longer term trend is still very positive for USD but for the short term a mix to bit weaker trend indicated. USD Index have achieved our target of 100 and now down side 95.00 or at worst case 90.00 level will be great buying.*

Dollar is our longer term buying trade so we won't recommend shorting dollar, we recommend buying USD on any weakness. Euro higher side 300 pips and lower side more than 3000 pips. We don't see USD index going below 95.00 levels.

Remember this what we mentioned on the 5th of March 2015: *Currency war has nothing to do with USD Friday USD gained value as predicted. Medium and longer term outlook is very positive. As stated dollar will have some difficulty crossing above 95.50 level for the short term but if dollar will break 95.50 then it may move towards 102.70 later this year. On the other hand euro will move towards 1.0730 to 1.0388. At this stage one should start covering all shorts in currency.*

Sell Euro around 1.1730 to 1.1788 and Franc 1.0988.

This is what we mentioned on the 15th of Jan 2015, Monday: *Most fund managers and market advisors are still analyzing the after effects of a rocking Swiss Franc on Swiss National Bank. I just finished one interview from Switzerland and they are too excited about Swiss Franc's move. Our view was very simple, we recommended that it will not be able to hold above 1.2270 level so if Franc moves to 1.2270 then it will be time to sell as it will going to go back to par levels.*

This is we mentioned on the 2nd of October: *On Thursday USD will trade mixed so we strongly recommend booking 100% profit in all short positions in euro, Pound, Franc, Yen and Australian dollar. Euro has moved down more than 1000 pips, Franc moved 750 pips, and Yen 4000 Pips. We will wait for few days before we put out a new strategy so wait for our weekly newsletter.*

Remember, this is what we mentioned in the month of July: *At this stage USD is trading in a positive direction without any break since the last three weeks. Finally, it is reaching a most crucial level because once it breaks 81.78 then the nonstop upside journey will start in USD. Also euro falling below 1.3355 level will bring huge corrections. I am waiting for USD to close above 81.78 because then USD will move like wild fire toward 87.88.*

This is what we mentioned in the month of May (2014): Keep adding USD on any weaknesses on Tuesday or around 79.50. Sell Euro around 1.3988, and Swiss Franc around 1.1470. Emerging market currencies will trade a bit weaker or sideways from Tuesday. We strongly recommend taking some buying positions in USD around 79.50.

In this year book "2015 financial predictions" we predicted "final bear cycle in market from 27 July to 15 August 2015", yes Sun can bring some uncertainty but take this uncertainty as buying opportunity in same time in 2015 in the month of August.

Watch 2088 level for S&P, as it is most tough astro resistance of 2015. In April when markets were falling, we predicted S&P won't go below 1825, and by the 15th of June, S&P would achieve 1932 to 1955 and 1988.

In our 2015 book we mentioned that commodities will have worst year of 2015, and so far precious metals, base metals, grains and softs have been struggling and they will keep moving down in the second half. Dollar will perform amazingly well in 2015 so hold positions and money in USD.

Make wave of nature/astronomical cycle an integral part of your trading/Investment strategies!

www.mahendraprophecy.com

Reading daily range: When we predict a **weaker trend** it means prices can break lower side and they can trade below predicted lows. (You can cover short but don't buy extra at lower levels until our indicators give buy signal).

When we predict a **positive trend**, means daily price can break upside and they can trade higher than predicted price (you can book profit but don't short that market).

Copyrights: We have just updated the copyrights of our work on www.mahendraprophecy.com, under the USA and under international laws. There will be heavy penalties and legal charges against individuals, groups or firms who are copying, editing or forwarding our work in any form without authorized permission.

Members or Subscribers of mahendraprophecy.com should do their own research and due diligence before investing in any of recommendations. Investing in stocks, futures and options is very speculative and carries a high amount of risk. Subscriber may lose money trading and investing in such investment.

<http://www.mahendraprophecy.com/disclaimer.php>

<http://www.mahendraprophecy.com/privacy-policy.php>